


| DENUMIREA INDICATORILOR | Cod indicator | Prevederi bugetare initiale | Prevederi bugetare definitive | Drepturi constatate | | | Incasari realizate | Stingeri pe alte cai decat incasari | Drepturi constatate de incasat de incasat |
|---|---------------|-----------------------------|-------------------------------|---------------------|---------------------|-------------------|--------------------|-------------------------------------|---|
| | | | | Total, din care: | din anii precedenti | din anul curent | | | |
| | | | | | | | | | |
| A | B | 1 | 2 | 3-4+5 | 4 | 5 | 6 | 7 | 8=3-6-7 |
| Venituri din amenzi si alte sanctiuni aplicate potrivit dispozitiilor legale | 35.02.01 | 40,000 | 40,000 | 39,642 | | 39,642 | 39,642 | | |
| Alte amenzi, penalitati si confiscari | 35.02.50 | 3,000 | 3,000 | | | | | | |
| Diverse venituri (cod 36.02.01+36.02.05+36.02.06+36.02.07+36.02.11+36.02.50) | 36.02 | | | 4,005 | | 4,005 | 4,005 | | |
| Alte venituri | 36.02.50 | | | 4,005 | | 4,005 | 4,005 | | |
| Transferuri voluntare, altele decat subventiile (cod 37.02.01+37.02.03+37.02.50) | 37.02 | -608,000 | -5,881,900 | -5,908,876 | | -5,908,876 | -5,908,876 | | |
| Donatii si sponsorizati | 37.02.01 | | 900 | 56,124 | | 56,124 | 56,124 | | |
| Varsaminte din sectiunea de functionare pentru finantarea sectiunii de dezvoltare a bugetului local (cu semnul minus) | 37.02.03 | -608,000 | -5,965,000 | -5,965,000 | | -5,965,000 | -5,965,000 | | |
| Alte transferuri voluntare | 37.02.50 | | 82,200 | | | | | | |
| IV. SUBVENTII (cod 00.18) | 00.17 | 11,883,000 | 12,893,000 | 12,843,347 | | 12,843,347 | 12,843,347 | | |
| SUBVENTII DE LA ALTE NIVELE ALE ADMINISTRATIEI PUBLICE (cod 42.02+43.02) | 00.18 | 11,883,000 | 12,893,000 | 12,843,347 | | 12,843,347 | 12,843,347 | | |
| Subventii de la bugetul de stat (cod 42.02.21+42.02.26+42.02.32 la 42.02.36+42.02.41+42.02.42+42.02.44 la 42.02.46+42.02.51+42.02.54) | 42.02 | 11,883,000 | 12,893,000 | 12,843,347 | | 12,843,347 | 12,843,347 | | |
| Finantarea drepturilor acordate persoanelor cu handicap | 42.02.21 | 11,419,000 | 12,509,000 | 12,451,728 | | 12,451,728 | 12,451,728 | | |
| Sume primite de la administratiile locale in cadrul programelor FECA implementate de APIA | 42.02.42 | | | 35,019 | | 35,019 | 35,019 | | |
| Subventii din bugetul de stat pentru finantarea camerelor agricole | 42.02.44 | 464,000 | 384,000 | 356,600 | | 356,600 | 356,600 | | |
| VENITURILE SECTIUNII DE DEZVOLTARE (00.02+00.15+00.16+00.17+45.02)- TOTAL | 00.01 | 74,994,000 | 36,295,000 | 35,152,383 | | 35,152,383 | 35,152,383 | | |
| VENITURI CURENTE (cod 00.03+00.12) | 00.02 | 608,000 | 5,965,000 | 5,965,000 | | 5,965,000 | 5,965,000 | | |
| C. VENITURI NEFISCALE (cod 00.14) | 00.12 | 608,000 | 5,965,000 | 5,965,000 | | 5,965,000 | 5,965,000 | | |
| C2. VANZARI DE BUNURI SI SERVICII (cod 36.02+37.02) | 00.14 | 608,000 | 5,965,000 | 5,965,000 | | 5,965,000 | 5,965,000 | | |
| Transferuri voluntare, altele decat subventiile (cod 37.02.04+37.02.05) | 37.02 | 608,000 | 5,965,000 | 5,965,000 | | 5,965,000 | 5,965,000 | | |
| Varsaminte din sectiunea de functionare | 37.02.04 | 608,000 | 5,965,000 | 5,965,000 | | 5,965,000 | 5,965,000 | | |
| II. VENITURI DIN CAPITAL (cod 39.02) | 00.15 | | | 5,654 | | 5,654 | 5,654 | | |
| Venituri din valorificarea unor bunuri (cod 39.02.01+39.02.03+39.02.04+39.02.07+39.02.10) | 39.02 | | | 5,654 | | 5,654 | 5,654 | | |
| Venituri din valorificarea unor bunuri ale institutiilor publice | 39.02.01 | | | 5,654 | | 5,654 | 5,654 | | |
| IV. SUBVENTII (cod 00.18) | 00.17 | 20,519,000 | 13,331,000 | 11,414,854 | | 11,414,854 | 11,414,854 | | |
| SUBVENTII DE LA ALTE NIVELE ALE ADMINISTRATIEI PUBLICE (cod 42.02) | 00.18 | 20,519,000 | 13,331,000 | 11,414,854 | | 11,414,854 | 11,414,854 | | |

| DENUMIREA INDICATORILOR | Cod indicator | Prevederi bugetare initiale | Prevederi bugetare definitive | Drepturi constatate | | | Incasari realizate | Stingeri pe alte cai decat incasari | Drepturi constatate de incasat de incasat |
|--|---------------|-----------------------------|-------------------------------|---------------------|---------------------|-------------------|--------------------|-------------------------------------|---|
| | | | | Total, din care: | din anii precedenti | din anul curent | | | |
| | | | | | | | | | |
| A | B | 1 | 2 | 3=4+5 | 4 | 5 | 6 | 7 | 8=3-6-7 |
| Subventii de la bugetul de stat(cod 42.02.01+42.02.05+42.02.09+42.02.10+42.02.12 la 42.02.20+42.02.29+42.02.40+42.02.51+42.02.52+42.02.55) | 42.02 | 20,519,000 | 13,331,000 | 11,414,854 | | 11,414,854 | 11,414,854 | | |
| Subventii de la bug de stat catre bugetele locale pentru finantarea investitiilor la spitale (cod 42.02.16.01 la 42.02.16.03) | 42.02.16 | | 566,000 | 554,053 | | 554,053 | 554,053 | | |
| Subventii de la bug de stat catre bugetele locale pentru finantarea aparaturii medicale si echipamentelor de comunicatii in urgenta in sanatate | 42.02.16.01 | | 101,000 | 89,053 | | 89,053 | 89,053 | | |
| Subventii de la bug de stat catre bugetele locale pentru finantarea reparatiilor capitale in sanatate | 42.02.16.02 | | 465,000 | 465,000 | | 465,000 | 465,000 | | |
| Subventii din veniturile proprii ale Ministerului Sanatatii catre bugetele locale pentru finantarea investitiilor in sanatate (cod 42.02.18.01 la 42.02.18.03) | 42.02.18 | 566,000 | 5,395,000 | 3,694,000 | | 3,694,000 | 3,694,000 | | |
| Subventii din veniturile proprii ale Ministerului Sanatatii catre bugetele locale pentru finantarea investitiilor in sanatate | 42.02.18.01 | 101,000 | | 300,000 | | 300,000 | 300,000 | | |
| Subventii din veniturile proprii ale Ministerului Sanatatii catre bugetele locale pentru finantarea investitiilor in sanatate | 42.02.18.02 | 465,000 | | | | | | | |
| Subventii din veniturile proprii ale Ministerului Sanatatii catre bugetele locale pentru finantarea investitiilor in sanatate | 42.02.18.03 | | 5,395,000 | 3,394,000 | | 3,394,000 | 3,394,000 | | |
| Subventii de la bugetul de stat catre bugetele locale necesare sustinerii derularii proiectelor finantate din fonduri externe nerambursabile (FEN) postaderare | 42.02.20 | 19,953,000 | 7,370,000 | 7,166,801 | | 7,166,801 | 7,166,801 | | |
| Sume primite de la UE/alti donatori in contul platilor efectuate si prefinantari (cod 45.02.01 la 45.02.05+45.02.07+45.02.08+45.02.15 la 45.02.21) | 45.02 | 53,867,000 | 16,999,000 | 17,766,875 | | 17,766,875 | 17,766,875 | | |
| Fondul European de Dezvoltare Regionala (cod 45.02.01.01 la 45.02.01.03) | 45.02.01 | 53,393,000 | 16,623,000 | 17,686,091 | | 17,686,091 | 17,686,091 | | |
| Sume primite in contul platilor efectuate in anul curent | 45.02.01.01 | 53,393,000 | 16,623,000 | 11,748,958 | | 11,748,958 | 11,748,958 | | |
| Sume primite in contul platilor efectuate in anii precedenti | 45.02.01.02 | | | 5,419,852 | | 5,419,852 | 5,419,852 | | |
| Prefinantari | 45.02.01.03 | | | 517,281 | | 517,281 | 517,281 | | |
| Fondul Social European (cod 45.02.02.01 la 45.02.02.03) | 45.02.02 | 474,000 | 376,000 | 80,784 | | 80,784 | 80,784 | | |
| Sume primite in contul platilor efectuate in anul curent | 45.02.02.01 | 474,000 | 376,000 | 9,384 | | 9,384 | 9,384 | | |
| Sume primite in contul platilor efectuate in anii precedenti | 45.02.02.02 | | | 71,400 | | 71,400 | 71,400 | | |

Conducatorul institutiei:

Conducatorul compartimentului financiar- contabil,



CONTUL DE EXECUTIE A BUGETULUI LOCAL - CHELTUIELI
la data de 31 Decembrie 2012

cod 21

- lei -

| Denumirea indicatorilor | Cod indicator | Credite de angajament | Credite bugetare | | Angajamente bugetare | Angajamente legale | Plati efectuate | Angajamente legale de platit | Cheltuieli efective |
|--|---------------|-----------------------|--------------------|--------------------|----------------------|--------------------|-------------------|------------------------------|---------------------|
| | | | initiale | definitive | | | | | |
| A | B | 1 | 2 | 3 | 4 | 5 | 6 | 7=5-6 | 8 |
| TOTAL CHELTUIELI (cod 50.02+59.02+63.02+70.02+74.02+79.02) | 49.02 | 27,408,000 | 139,360,000 | 108,501,700 | 92,105,896 | 92,105,895 | 92,093,893 | 12,002 | 59,331,689 |
| Partea I - a SERVICIIL PUBLICE GENERALE (cod 51.02+54.02+55.02+56.02) | 50.02 | | 14,390,000 | 14,552,600 | 9,932,127 | 9,932,127 | 9,932,127 | | 8,842,103 |
| Autoritati publice si actiuni externe (cod 51.02.01) | 51.02 | | 10,532,000 | 12,175,600 | 9,063,587 | 9,063,587 | 9,063,587 | | 8,311,769 |
| Autoritati executive si legislative (cod 51.02.01.03) | 51.02.01 | | 10,532,000 | 12,175,600 | 9,063,587 | 9,063,587 | 9,063,587 | | 8,311,769 |
| Autoritati executive | 51.02.01.03 | | 10,532,000 | 12,175,600 | 9,063,587 | 9,063,587 | 9,063,587 | | 8,311,769 |
| Alte servicii publice generale (cod 54.02.05 la 54.02.07+54.02.10+54.02.50) | 54.02 | | 3,858,000 | 2,097,000 | 668,540 | 668,540 | 668,540 | | 330,334 |
| Fondul de rezerva bugetara la dispozitia autoritatilor locale | 54.02.05 | | 3,003,000 | 874,000 | | | | | |
| Servicii publice comunitare de evidenta a persoanelor | 54.02.10 | | 352,000 | 352,000 | 340,474 | 340,474 | 340,474 | | |
| Alte servicii publice generale | 54.02.50 | | 503,000 | 871,000 | 328,066 | 328,066 | 328,066 | | 330,334 |
| Tranzactii privind datoria publica si imprumuturi | 55.02 | | | 280,000 | 200,000 | 200,000 | 200,000 | | 200,000 |
| Partea a II - a APARARE, ORDINE PUBLICA SI SIGURANTA NATIONALA (cod 60.02+61.02) | 59.02 | | 330,000 | 436,000 | 434,792 | 434,792 | 434,792 | | 404,960 |
| Aparare (cod 60.02.02) | 60.02 | | 230,000 | 330,000 | 329,065 | 329,065 | 329,065 | | 316,024 |
| Aparare nationala | 60.02.02 | | 230,000 | 330,000 | 329,065 | 329,065 | 329,065 | | 316,024 |
| Ordine publica si siguranta nationala (cod 61.02.03+61.02.05+61.02.50) | 61.02 | | 100,000 | 106,000 | 105,727 | 105,727 | 105,727 | | 88,936 |
| Protectie civila si protectia contra incendiilor (protectie civila nonmilitara) | 61.02.05 | | 100,000 | 106,000 | 105,727 | 105,727 | 105,727 | | 88,936 |
| Partea a III - a CHELTUIELI SOCIAL - CULTURALE (cod 65.02+66.02+67.02+68.02) | 63.02 | | 54,064,000 | 55,862,600 | 50,966,014 | 50,966,013 | 50,954,011 | 12,002 | 41,377,621 |
| Invatamant (cod 65.02.03 la 65.02.05+65.02.07+65.02.11+65.02.50) | 65.02 | | 6,833,000 | 8,137,000 | 7,189,235 | 7,189,235 | 7,189,235 | | 7,348,770 |
| Invatamant precolar si primar (cod 65.02.03.01+65.02.03.02) | 65.02.03 | | 1,278,000 | 2,190,000 | 1,810,683 | 1,810,683 | 1,810,683 | | 1,810,683 |
| Invatamant precolar | 65.02.03.01 | | 484,000 | 774,000 | 672,715 | 672,715 | 672,715 | | 672,715 |
| Invatamant primar | 65.02.03.02 | | 794,000 | 1,416,000 | 1,137,968 | 1,137,968 | 1,137,968 | | 1,137,968 |
| Invatamant secundar (cod 65.02.04.01 la 65.02.04.03) | 65.02.04 | | 715,000 | 1,207,000 | 960,262 | 960,262 | 960,262 | | 960,262 |
| Invatamant secundar inferior | 65.02.04.01 | | 715,000 | 1,207,000 | 960,262 | 960,262 | 960,262 | | 960,262 |
| Invatamant nedefinitibil prin nivel (cod 65.02.07.04) | 65.02.07 | | 4,460,000 | 4,360,000 | 4,298,290 | 4,298,290 | 4,298,290 | | 4,298,290 |
| Invatamant special | 65.02.07.04 | | 4,460,000 | 4,360,000 | 4,298,290 | 4,298,290 | 4,298,290 | | 4,457,825 |
| Alte cheltuieli in domeniul invatamantului | 65.02.50 | | 380,000 | 380,000 | 120,000 | 120,000 | 120,000 | | 120,000 |
| Sanatate (cod 66.02.06+66.02.08+66.02.50) | 66.02 | | 7,786,000 | 6,550,000 | 4,461,550 | 4,461,550 | 4,461,550 | | 4,461,550 |
| Servicii medicale in unitati sanitare cu paturi (cod 66.02.06.01+66.02.06.03) | 66.02.06 | | 7,786,000 | 6,550,000 | 4,461,550 | 4,461,550 | 4,461,550 | | 4,461,550 |

Judetul Covasna

| Denumirea indicatorilor | Cod indicator | Credite de angajament | Credite bugetare | | | Angajamente legale | Plati efectuate | Angajamente legale de platit | Cheltuieli efective |
|--|---------------|-----------------------|-------------------|-------------------|-------------------|--------------------|-------------------|------------------------------|---------------------|
| | | | initiale | definitive | 4 | | | | |
| A | B | 1 | 2 | 3 | 4 | 5 | 6 | 7=5-6 | 8 |
| Spitale generale | 56.02.06.01 | | 7,786,000 | 6,550,000 | 4,461,550 | 4,461,550 | 4,461,550 | | |
| Cultura, recreere si religie (cod 67.02.03+67.02.05+67.02.06+67.02.50) | 67.02 | | 11,601,000 | 12,045,500 | 10,738,229 | 10,738,229 | 10,738,229 | | 4,924,170 |
| Servicii culturale (cod 67.02.03.02 la 67.02.03.08+67.02.03.12+67.02.03.30) | 67.02.03 | | 6,701,000 | 6,845,500 | 6,584,404 | 6,584,404 | 6,584,404 | | 803,205 |
| Biblioteci publice comunale, oraseneoti, municipale | 67.02.03.02 | | 880,000 | 860,000 | 849,498 | 849,498 | 849,498 | | 803,205 |
| Muzee | 67.02.03.03 | | 1,946,000 | 2,119,500 | 2,094,289 | 2,094,289 | 2,094,289 | | |
| Instituti publice de spectacole si concerte | 67.02.03.04 | | 1,364,000 | 1,364,000 | 1,343,584 | 1,343,584 | 1,343,584 | | |
| Scoli populare de arta si meserii | 67.02.03.05 | | 725,000 | 725,000 | 681,059 | 681,059 | 681,059 | | |
| Centre de conservarea si promovarea culturii traditionale | 67.02.03.08 | | 1,786,000 | 1,777,000 | 1,615,974 | 1,615,974 | 1,615,974 | | |
| Servicii recreative si sportive (cod 67.02.05.01 la 67.02.05.03) | 67.02.05 | | 1,075,000 | 1,212,000 | 853,675 | 853,675 | 853,675 | | 853,675 |
| Sport | 67.02.05.01 | | 900,000 | 1,037,000 | 741,585 | 741,585 | 741,585 | | 741,585 |
| Tineret | 67.02.05.02 | | 75,000 | 75,000 | 60,000 | 60,000 | 60,000 | | 60,000 |
| Intretinere gradini publice, parcuri, zone verzi, baze sportive si de agrement | 67.02.05.03 | | 100,000 | 100,000 | 52,090 | 52,090 | 52,090 | | 52,090 |
| Servicii religioase | 67.02.06 | | 2,020,000 | 2,020,000 | 1,822,868 | 1,822,868 | 1,822,868 | | 1,822,868 |
| Alte servicii in domeniile culturii, recreerii si religiei | 67.02.50 | | 1,805,000 | 1,968,000 | 1,477,282 | 1,477,282 | 1,477,282 | | 1,444,422 |
| Asigurar si asistenta sociala (cod 68.02.04 la 68.02.06+68.02.10+68.02.11+68.02.12+68.02.15+68.02.50) | 68.02 | | 27,844,000 | 29,130,100 | 28,577,000 | 28,576,999 | 28,564,997 | 12,002 | 29,104,681 |
| Asistenta acordata persoanelor in vfrsta | 68.02.04 | | 1,245,000 | 1,245,000 | 1,206,795 | 1,206,794 | 1,206,794 | | 1,191,933 |
| Asistenta sociala in caz de boli si invaliditati (cod 68.02.05.02) | 68.02.05 | | 11,419,000 | 12,509,000 | 12,451,728 | 12,451,728 | 12,451,728 | | 12,492,863 |
| Asistenta sociala in caz de invaliditate | 68.02.05.02 | | 11,419,000 | 12,509,000 | 12,451,728 | 12,451,728 | 12,451,728 | | 12,492,863 |
| Asistenta sociala pentru familie si copii | 68.02.06 | | 15,180,000 | 15,376,100 | 14,918,477 | 14,918,477 | 14,906,475 | 12,002 | 15,419,885 |
| Partea a IV - a SERVICII SI DEZVOLTAREA PUBLICA, LOCUINTE, MEDIU SI APE (cod 70.02+74.02) | 70.02 | 6,363,000 | 38,386,000 | 6,609,000 | 979,279 | 979,279 | 979,279 | | 942,481 |
| Locuinte, servicii si dezvoltare publica (cod 70.02.03+70.02.05 la 70.02.07+70.02.50) | 70.02 | | 246,000 | 246,000 | | | | | |
| Locuinte (cod 70.02.03.01+70.02.03.30) | 70.02.03 | | 100,000 | 100,000 | | | | | |
| Dezvoltarea sistemului de locuinte | 70.02.03.01 | | 100,000 | 100,000 | | | | | |
| Alte servicii in domeniul locuintelor, serviciilor si dezvoltarii comunale | 70.02.50 | | 146,000 | 146,000 | | | | | |
| Protectia mediului (cod 74.02.03+74.02.05+74.02.06) | 74.02 | 6,363,000 | 38,140,000 | 6,363,000 | 979,279 | 979,279 | 979,279 | | 942,481 |
| Salubritate si gestiunea deeurilor (cod 74.02.05.01+74.02.05.02) | 74.02.05 | | 38,140,000 | 6,363,000 | 979,279 | 979,279 | 979,279 | | 942,481 |
| Colectarea, tratarea si distrugerea deeurilor | 74.02.05.02 | | 38,140,000 | 6,363,000 | 979,279 | 979,279 | 979,279 | | 942,481 |
| Partea a V - a ACTIUNI ECONOMICE (cod 80.02+81.02+83.02+84.02+87.02) | 79.02 | 21,045,000 | 32,190,000 | 31,041,500 | 29,793,684 | 29,793,684 | 29,793,684 | | 7,764,524 |
| Agricultura, silvicultura, piscicultura si vanatoarea (cod 83.02.03) | 83.02 | | 464,000 | 384,000 | 356,600 | 356,600 | 356,600 | | |
| Agricultura (cod 83.02.03+83.02.03.07+83.02.03.30) | 83.02.03 | | 464,000 | 384,000 | 356,600 | 356,600 | 356,600 | | |
| Camere agricole | 83.02.03.07 | | 464,000 | 384,000 | 356,600 | 356,600 | 356,600 | | |
| Transporturi (cod 84.02.03+84.02.04+84.02.06+84.02.50) | 84.02 | 20,608,000 | 28,589,000 | 27,707,000 | 27,059,863 | 27,059,863 | 27,059,863 | | 6,029,963 |

| Denumirea indicatorilor | Cod indicator | Credite de angajament | | Credite bugetare | | Angajamente bugetare | Angajamente legale | Plati efectuate | Angajamente legale de platit | Cheltuieli efective |
|--|---------------|-----------------------|--------------|------------------|-------------|----------------------|--------------------|-----------------|------------------------------|---------------------|
| | | 1 | 2 | 3 | 4 | | | | | |
| A | B | | | | | | | | | |
| Transport rutier (cod 84.02.03.01 la 84.02.03.03) | 84.02.03 | 20,608,000 | 28,589,000 | 27,707,000 | 27,059,863 | 27,059,863 | 27,059,863 | 27,059,863 | 27,059,863 | 6,029,963 |
| Drumuri si poduri | 84.02.03.01 | 20,608,000 | 28,589,000 | 27,707,000 | 27,059,863 | 27,059,863 | 27,059,863 | 27,059,863 | 27,059,863 | 6,029,963 |
| Alte actiuni economice (cod 87.02.01+87.02.03 la 87.02.05+87.02.50) | 87.02 | 437,000 | 3,137,000 | 2,950,500 | 2,377,221 | 2,377,221 | 2,377,221 | 2,377,221 | 2,377,221 | 1,734,561 |
| Turism | 87.02.04 | 10,000 | 2,170,000 | 1,952,500 | 1,493,700 | 1,493,700 | 1,493,700 | 1,493,700 | 1,493,700 | 1,334,170 |
| Proiecte de dezvoltare multifunctionale | 87.02.05 | 427,000 | 677,000 | 427,000 | 426,301 | 426,301 | 426,301 | 426,301 | 426,301 | 400,391 |
| Alte actiuni economice | 87.02.50 | | 290,000 | 571,000 | 457,220 | 457,220 | 457,220 | 457,220 | 457,220 | |
| Partea a VII-a REZERVA, EXCEDENT/DEFICIT | 96.02 | -27,408,000 | -139,360,000 | -108,501,700 | -92,105,896 | -92,105,895 | -92,105,895 | -92,093,893 | -12,002 | -59,331,689 |
| CHELTUIELILE SECTIUNII DE FUNCTIONARE (cod 50.02+59.02+63.02+70.02+74.02+79.02) | 49.02SF | | 63,067,000 | 66,668,100 | 61,607,794 | 61,607,793 | 61,607,793 | 61,595,791 | 12,002 | 55,689,729 |
| Partea I - a SERVICIIL PUBLICE GENERALE (cod 51.02+54.02+55.02+56.02) | 50.02 | | 11,802,000 | 10,021,000 | 7,870,531 | 7,870,531 | 7,870,531 | 7,870,531 | 7,870,531 | 7,583,530 |
| Autoritati publice si actiuni externe (cod 51.02.01) | 51.02 | | 8,422,000 | 8,172,000 | 7,001,991 | 7,001,991 | 7,001,991 | 7,001,991 | 7,001,991 | 7,053,196 |
| Autoritati executive si legislative (cod 51.02.01.03) | 51.02.01 | X | X | X | X | X | X | X | X | X |
| Autoritati executive | 51.02.01.03 | X | X | X | X | X | X | X | X | X |
| Alte servicii publice generale (cod 54.02.05 la 54.02.07+54.02.10+54.02.50) | 54.02 | | 3,380,000 | 1,569,000 | 668,540 | 668,540 | 668,540 | 668,540 | 668,540 | 330,334 |
| Fondul de rezerva bugetara la dispozitia autoritatilor locale | 54.02.05 | X | X | X | X | X | X | X | X | X |
| Servicii publice comunitare de evidenta a persoanelor | 54.02.10 | X | X | X | X | X | X | X | X | X |
| Alte servicii publice generale | 54.02.50 | X | X | X | X | X | X | X | X | X |
| Tranzactii privind datoria publica si imprumuturi | 55.02 | | 290,000 | 290,000 | 200,000 | 200,000 | 200,000 | 200,000 | 200,000 | 200,000 |
| Partea a II - a APARARE, ORDINE PUBLICA SI SIGURANTA NATIONALA (cod 60.02+61.02) | 59.02 | | 330,000 | 427,000 | 426,124 | 426,124 | 426,124 | 426,124 | 426,124 | 402,454 |
| Aparare (cod 60.02.02) | 60.02 | | 230,000 | 321,000 | 320,397 | 320,397 | 320,397 | 320,397 | 320,397 | 313,536 |
| Aparare nationala | 60.02.02 | X | X | X | X | X | X | X | X | X |
| Ordine publica si siguranta nationala (cod 61.02.03+61.02.05+61.02.50) | 61.02 | | 100,000 | 106,000 | 105,727 | 105,727 | 105,727 | 105,727 | 105,727 | 88,918 |
| Protectie civila si protectia contra incendiilor (protectie civila nonmilitara) | 61.02.05 | X | X | X | X | X | X | X | X | X |
| Partea a III - a CHELTUIELI SOCIAL - CULTURALE (cod 65.02+66.02+67.02+68.02) | 63.02 | | 45,418,000 | 48,400,600 | 45,886,425 | 45,886,424 | 45,886,424 | 45,874,422 | 12,002 | 41,083,282 |
| Invatamant (cod 65.02.03+65.02.04+65.02.05+65.02.07+65.02.11+65.02.50) | 65.02 | | 6,823,000 | 8,127,000 | 7,179,404 | 7,179,404 | 7,179,404 | 7,179,404 | 7,179,404 | 7,267,742 |
| Invatamant precolar si primar (cod 65.02.03.01+65.02.03.02) | 65.02.03 | X | X | X | X | X | X | X | X | X |
| Invatamant precolar | 65.02.03.01 | X | X | X | X | X | X | X | X | X |
| Invatamant primar | 65.02.03.02 | X | X | X | X | X | X | X | X | X |
| Invatamant secundar (cod 65.02.04.01 la 65.02.04.03) | 65.02.04 | X | X | X | X | X | X | X | X | X |
| Invatamant secundar inferior | 65.02.04.01 | X | X | X | X | X | X | X | X | X |
| Invatamant nedefinitibil prin nivel (cod 65.02.07.04) | 65.02.07 | X | X | X | X | X | X | X | X | X |
| Invatamant special | 65.02.07.04 | X | X | X | X | X | X | X | X | X |
| Alte cheltuieli in domeniul invatamantului | 65.02.50 | X | X | X | X | X | X | X | X | X |

| Denumirea indicatorilor | Cod indicator | Credite de angajament | Credite bugetare | | Angajamente bugetare | Angajamente legale | Plati efectuate | Angajamente legale de platit | Cheltuieli efective |
|---|---------------|-----------------------|------------------|------------|----------------------|--------------------|-----------------|------------------------------|---------------------|
| | | | initiale | definitive | | | | | |
| A | B | 1 | 2 | 3 | 4 | 5 | 6 | 7=5-6 | 8 |
| Cultura, recreere si religie (cod 67.02.03+67.02.05+67.02.06+67.02.50) | 67.02 | X | 11,271,000 | 11,663,500 | 10,366,545 | 10,366,545 | 10,366,545 | | 4,879,384 |
| Servicii culturale (cod 67.02.03.02 la 67.02.03.08+67.02.03.12+67.02.03.30) | 67.02.03 | X | X | X | X | X | X | X | X |
| Biblioteci publice comunale, orasenesti, municipale | 67.02.03.02 | X | X | X | X | X | X | X | X |
| Muzee | 67.02.03.03 | X | X | X | X | X | X | X | X |
| Institutiile publice de spectacole si concerte | 67.02.03.04 | X | X | X | X | X | X | X | X |
| Scoli populare de arta si meserii | 67.02.03.05 | X | X | X | X | X | X | X | X |
| Centre de conservarea si promovarea culturii traditionale | 67.02.03.08 | X | X | X | X | X | X | X | X |
| Servicii recreative si sportive (cod 67.02.05.01 la 67.02.05.03) | 67.02.05 | X | X | X | X | X | X | X | X |
| Sport | 67.02.05.01 | X | X | X | X | X | X | X | X |
| Tineret | 67.02.05.02 | X | X | X | X | X | X | X | X |
| Intretinere gradini publice, parcuri, zone verzi, baze sportive si de agrement | 67.02.05.03 | X | X | X | X | X | X | X | X |
| Servicii religioase | 67.02.06 | X | X | X | X | X | X | X | X |
| Alte servicii in domeniile culturii, recreerii si religiei | 67.02.50 | X | X | X | X | X | X | X | X |
| Asigurari si asistenta sociala (cod 68.02.04 la 68.02.06 +68.02.10+68.02.11+68.02.12+68.02.15+68.02.50) | 68.02 | | 27,324,000 | 28,610,100 | 28,340,476 | 28,340,475 | 28,328,473 | 12,002 | 28,936,156 |
| Asistenta acordata persoanelor in vfrsta | 68.02.04 | X | X | X | X | X | X | X | X |
| Asistenta sociala in caz de invaliditati (cod 68.02.05.02) | 68.02.05 | X | X | X | X | X | X | X | X |
| Asistenta sociala in caz de invaliditate | 68.02.05.02 | X | X | X | X | X | X | X | X |
| Asistenta sociala pentru familie si copii | 68.02.06 | X | X | X | X | X | X | X | X |
| Partea a IV - a SERVICII SI DEZVOLTAREA PUBLICA, LOCUINTE, MEDIU SI APE (cod 70.02+74.02) | | | 146,000 | 146,000 | | | | | |
| Locuinte, servicii si dezvoltare publica (cod 70.02.03+70.02.05+70.02.06+70.02.07+70.02.50) | 70.02 | | 146,000 | 146,000 | | | | | |
| Alte servicii in domeniul locuintelor, serviciilor si dezvoltarii comunale | 70.02.50 | X | X | X | X | X | X | X | X |
| Partea a V - a ACTIUNI ECONOMICE (cod 80.02+81.02+83.02+84.02+87.02) | 79.02 | | 5,371,000 | 7,673,500 | 7,424,714 | 7,424,714 | 7,424,714 | | 6,620,463 |
| Agricultura, silvicultura, piscicultura si vanatoarea (cod 83.02.03) | 83.02 | | 464,000 | 384,000 | 356,600 | 356,600 | 356,600 | | |
| Agricultura (cod 83.02.03+83.02.03.07+83.02.03.30) | 83.02.03 | X | X | X | X | X | X | X | X |
| Camere agricole | 83.02.03.07 | X | X | X | X | X | X | X | X |
| Transporturi (cod 84.02.03+84.02.04+84.02.06+84.02.50) | 84.02 | | 4,357,000 | 6,092,000 | 6,020,394 | 6,020,394 | 6,020,394 | | 6,029,963 |
| Transport rutier (cod 84.02.03.01 la 84.02.03.03) | 84.02.03 | X | X | X | X | X | X | X | X |
| Drumuri si poduri | 84.02.03.01 | X | X | X | X | X | X | X | X |
| Alte actiuni economice (cod 87.02.01+87.02.03 la 87.02.05+87.02.50) | 87.02 | | 550,000 | 1,197,500 | 1,047,720 | 1,047,720 | 1,047,720 | | 590,500 |
| Turism | 87.02.04 | X | X | X | X | X | X | X | X |

| Denumirea indicatorilor | Cod indicator | Credite de angajament | Credite bugetare | | Angajamente bugetare | Angajamente legale | Plati efectuate | Angajamente legale de platit | Cheltuieli efective |
|--|---------------|-----------------------|------------------|-------------|----------------------|--------------------|-----------------|------------------------------|---------------------|
| | | | initiale | definitive | | | | | |
| A | B | 1 | 2 | 3 | 4 | 5 | 6 | 7=5-6 | 8 |
| Alte actiuni economice | 87.02.50 | X | X | X | X | X | X | X | X |
| Partea a VII-a REZERVE, EXCEDENT/DEFICIT | 96.02 | | -63,067,000 | -66,668,100 | -61,607,794 | -61,607,793 | -61,595,791 | -12,002 | -55,689,729 |
| CHELTUIELILE SECTIUNII DE DEZVOLTARE (cod 50.02+59.02+63.02+70.02+74.02+79.02) | 49.02 | 27,408,000 | 76,293,000 | 41,833,600 | 30,498,102 | 30,498,102 | 30,498,102 | | 3,641,960 |
| Partea I - a SERVICIIL PUBLICE GENERALE (cod 51.02+54.02+55.02+56.02+57.02) | 50.02 | | 2,588,000 | 4,531,600 | 2,061,596 | 2,061,596 | 2,061,596 | | 1,258,573 |
| Autoritati publice si actiuni externe (cod 51.02.01) | 51.02 | | 2,110,000 | 4,003,600 | 2,061,596 | 2,061,596 | 2,061,596 | | 1,258,573 |
| Autoritati executive si legislative (cod 51.02.01.03) | 51.02.01 | X | X | X | X | X | X | X | X |
| Autoritati executive | 51.02.01.03 | X | X | X | X | X | X | X | X |
| Alte servicii publice generale (cod 54.02.05+54.02.06+54.02.07+54.02.10+54.02.50) | 54.02 | | 478,000 | 528,000 | | | | | |
| Alte servicii publice generale | 54.02.50 | X | X | X | X | X | X | X | X |
| Partea a II - a APARARE, ORDINE PUBLICA SI SIGURANTA NATIONALA (cod 60.02+61.02) | 59.02 | | | 9,000 | 8,668 | 8,668 | 8,668 | | 2,506 |
| Aparare (cod 60.02.02) | 60.02 | | | 9,000 | 8,668 | 8,668 | 8,668 | | 2,488 |
| Aparare nationala | 60.02.02 | X | X | X | X | X | X | X | X |
| Ordine publica si siguranta nationala (cod 61.02.03+61.02.05+61.02.50) | 61.02 | | | | | | | | 18 |
| Protectie civila si protectia contra incendiilor (protectie civila nonmilitara) | 61.02.05 | X | X | X | X | X | X | X | X |
| Partea a III - a CHELTUIELI SOCIAL - CULTURALE (cod 65.02+66.02+67.02+68.02) | 63.02 | | 8,646,000 | 7,462,000 | 5,079,589 | 5,079,589 | 5,079,589 | | 294,339 |
| Invatamant (cod 65.02.03+65.02.04+65.02.05+65.02.07+65.02.11+65.02.50) | 65.02 | | 10,000 | 10,000 | 9,831 | 9,831 | 9,831 | | 81,028 |
| Invatamant nedefinitibil prin nivel (cod 65.02.07.04) | 65.02.07 | X | X | X | X | X | X | X | X |
| Invatamant special | 65.02.07.04 | X | X | X | X | X | X | X | X |
| Sanatate (cod 66.02.06+66.02.08+66.02.50) | 66.02 | | 7,786,000 | 6,550,000 | 4,461,550 | 4,461,550 | 4,461,550 | | |
| Servicii medicale in unitati sanitare cu paturi (cod 66.02.06.01+66.02.06.03) | 66.02.06 | X | X | X | X | X | X | X | X |
| Spitale generale | 66.02.06.01 | X | X | X | X | X | X | X | X |
| Cultura, recreere si religie (cod 67.02.03+67.02.05+67.02.06+67.02.50) | 67.02 | | 330,000 | 382,000 | 371,684 | 371,684 | 371,684 | | 44,786 |
| Servicii culturale (cod 67.02.03.02 la 67.02.03.08+67.02.03.12+67.02.03.30) | 67.02.03 | X | X | X | X | X | X | X | X |
| Biblioteci publice comunale, oraseneoti, municipale | 67.02.03.02 | X | X | X | X | X | X | X | X |
| Muzee | 67.02.03.03 | X | X | X | X | X | X | X | X |
| Centre de conservarea si promovarea culturii traditionale | 67.02.03.08 | X | X | X | X | X | X | X | X |
| Alte servicii in domeniile culturii, recreerii si religiei | 67.02.50 | X | X | X | X | X | X | X | X |
| Asigurari si asistenta sociala (cod 68.02.04 la 68.02.06+68.02.10+68.02.11+68.02.12+68.02.15+68.02.50) | 68.02 | | 520,000 | 520,000 | 236,524 | 236,524 | 236,524 | | 168,525 |
| Asistenta acordata persoanelor in virsta | 68.02.04 | X | X | X | X | X | X | X | X |
| Asistenta sociala pentru familie si copii | 68.02.06 | X | X | X | X | X | X | X | X |

| Denumirea indicatorilor | Cod indicator | Credite de angajament | Credite bugetare | | Angajamente bugetare | Angajamente legale | Plati efectuate | Angajamente legale de platit | Cheltuieli efective |
|---|---------------|-----------------------|------------------|-------------|----------------------|--------------------|-----------------|------------------------------|---------------------|
| | | | initiale | definitive | | | | | |
| A | B | 1 | 2 | 3 | 4 | 5 | 6 | 7=5-6 | 8 |
| Partea a IV - a SERVICII SI DEZVOLTAREA PUBLICA, LOCUINTE, MEDIU SI APE (cod 70.02+74.02) | | 6,363,000 | 38,240,000 | 6,463,000 | 979,279 | 979,279 | 979,279 | | 942,481 |
| Locuinte, servicii si dezvoltare publica (cod 70.02.03+70.02.05+70.02.06+70.02.07+70.02.50) | 70.02 | | 100,000 | 100,000 | | | | | |
| Locuinte (cod 70.02.03.01+70.02.03.30) | 70.02.03 | X | X | X | X | X | X | X | X |
| Dezvoltarea sistemului de locuinte | 70.02.03.01 | X | X | X | X | X | X | X | X |
| Protectia mediului (cod 74.02.03+74.02.05+74.02.06) | 74.02 | 6,363,000 | 38,140,000 | 6,363,000 | 979,279 | 979,279 | 979,279 | | 942,481 |
| Salubritate si gestiunea deeurilor (cod 74.02.05.01+74.02.05.02) | 74.02.05 | X | X | X | X | X | X | X | X |
| Colectarea, tratarea si distrugerea deeurilor | 74.02.05.02 | X | X | X | X | X | X | X | X |
| Partea a V - a ACTIUNI ECONOMICE (cod 80.02+81.02+83.02+84.02+87.02) | 79.02 | 21,045,000 | 26,819,000 | 23,368,000 | 22,368,970 | 22,368,970 | 22,368,970 | | 1,144,061 |
| Transporturi (cod 84.02.03+84.02.06+84.02.50) | 84.02 | 20,608,000 | 24,232,000 | 21,615,000 | 21,039,469 | 21,039,469 | 21,039,469 | | |
| Transport rutier (cod 84.02.03.01 la 84.02.03.03) | 84.02.03 | X | X | X | X | X | X | X | X |
| Drumuri si poduri | 84.02.03.01 | X | X | X | X | X | X | X | X |
| Alte actiuni economice (cod 87.02.01+87.02.03 la 87.02.05+87.02.50) | 87.02 | 437,000 | 2,587,000 | 1,753,000 | 1,329,501 | 1,329,501 | 1,329,501 | | 1,144,061 |
| Turism | 87.02.04 | X | X | X | X | X | X | X | X |
| Proiecte de dezvoltare multifunctionale | 87.02.05 | X | X | X | X | X | X | X | X |
| Partea a VII-a REZERVE, EXCEDENT/DEFICIT | 96.02 | -27,408,000 | -76,293,000 | -41,833,600 | -30,498,102 | -30,498,102 | -30,498,102 | | -3,641,960 |

Nota: Se detaliaza pe structura clasificatiei economice (Anexa 7)

Conducatorul institutiei,
Director



Conducatorul compartimentului financiar- contabil,
Contabil

[Handwritten signature]

CONTUL L.- EXECUTIE A BUGETULUI INSTITUTIILOR PUBLICE- Cheltuieli
la data de 31 Decembrie 2012

Cod 21

Capitolul : **667.04**
Subcapitolul : **667.04**

- lei (RON) -



| Denumirea indicatorilor | Cod indic | Credite de angajament | Credite bugetare | | Angajamente bugetare | Angajamente legale | Plati efectuate | Angajamente restante de platit | Cheltuieli efective |
|---|-----------|-----------------------|------------------|-------------|----------------------|--------------------|-----------------|--------------------------------|---------------------|
| | | | initiale | definitive | | | | | |
| A | B | 1 | 2 | 3 | 4 | 5 | 6 | 7 = 5 - 6 | 8 |
| TOTAL CHELTUIELI (SECTIUNEA DE FUNCTIONARE+SECTIUNEA DE DEZVOLTARE) | | 27,408,000 | 139,360,000 | 108,501,700 | 92,105,896 | 92,105,895 | 92,093,893 | 12,002 | 59,331,689 |
| SECTIUNEA DE FUNCTIONARE (cod 01+79+84) | | | 63,067,000 | 66,668,100 | 61,607,794 | 61,607,793 | 61,595,791 | 12,002 | 55,689,729 |
| CHELTUIELI CURENTE (cod 10+20+30+40+50+51SF+55SF+57+59) | 01 | 27,408,000 | 133,376,000 | 94,076,100 | 83,707,998 | 83,707,997 | 83,695,995 | 12,002 | 57,039,421 |
| TITLUL I CHELTUIELI DE PERSONAL (cod 10.01 la 10.03) | 10 | | 17,536,000 | 16,915,000 | 16,805,244 | 16,805,244 | 16,805,244 | | 17,004,489 |
| Cheltuieli salariale in bani (cod 10.01.01 la 10.01.16+10.01.30) | 10.01 | | 13,802,800 | 13,378,580 | 13,296,335 | 13,296,335 | 13,296,335 | | 13,448,883 |
| Salarii de baza | 10.01.01 | | 11,692,200 | 11,845,600 | 11,827,435 | 11,827,435 | 11,827,435 | | 11,978,616 |
| Sporuri pentru conditii de munca | 10.01.05 | | 215,700 | 179,250 | 175,725 | 175,725 | 175,725 | | 172,305 |
| Alte sporuri | 10.01.06 | | 704,000 | 590,920 | 589,452 | 589,452 | 589,452 | | 588,152 |
| Fond pentru posturi ocupate prin cumul | 10.01.10 | | 72,000 | 60,000 | 59,204 | 59,204 | 59,204 | | 59,204 |
| Fond aferent platii cu ora | 10.01.11 | | 63,100 | 56,710 | 55,692 | 55,692 | 55,692 | | 54,644 |
| Indemnizatii platite unor persoane din afara unitatii | 10.01.12 | | 404,000 | 390,000 | 369,353 | 369,353 | 369,353 | | 369,413 |
| Indemnizatii de delegare | 10.01.13 | | 117,000 | 59,900 | 27,779 | 27,779 | 27,779 | | 27,779 |
| Alocatii pentru transportul la si de la locul de munca | 10.01.15 | | 28,000 | 29,400 | 28,748 | 28,748 | 28,748 | | 28,748 |
| Alte drepturi salariale in bani | 10.01.30 | | 506,800 | 166,800 | 162,947 | 162,947 | 162,947 | | 170,022 |
| Contributii (cod 10.03.01 la 10.03.06) | 10.03 | | 3,733,200 | 3,536,420 | 3,508,909 | 3,508,909 | 3,508,909 | | 3,555,606 |
| Contributii de asigurari sociale de stat | 10.03.01 | | 2,796,000 | 2,707,500 | 2,703,411 | 2,703,411 | 2,703,411 | | 2,739,509 |
| Contributii de asigurari de somaj | 10.03.02 | | 73,000 | 67,780 | 63,718 | 63,718 | 63,718 | | 64,034 |
| Contributii de asigurari sociale de sanatate | 10.03.03 | | 712,000 | 681,860 | 677,185 | 677,185 | 677,185 | | 686,993 |
| Contributii de asigurari pentru accidente de munca si boli profesionale | 10.03.04 | | 31,200 | 27,700 | 26,168 | 26,168 | 26,168 | | 26,527 |
| Contributii pentru concedii si indemnizatii | 10.03.06 | | 121,000 | 51,580 | 38,427 | 38,427 | 38,427 | | 38,543 |
| TITLUL II BUNURI SI SERVICII (cod 20.01 la 20.06+20.09 la 20.16+20.18 la 20.27+20.30) | 20 | | 16,995,000 | 19,502,100 | 18,059,411 | 18,059,410 | 18,057,408 | 2,002 | 18,390,819 |
| Bunuri si servicii (cod 20.01.01 la 20.01.09+20.01.30) | 20.01 | | 5,669,700 | 5,780,850 | 5,476,283 | 5,476,282 | 5,474,280 | 2,002 | 5,332,240 |
| Furnituri de birou | 20.01.01 | | 168,500 | 202,050 | 186,292 | 186,292 | 186,292 | | 181,731 |
| Materialie pentru curatenie | 20.01.02 | | 216,500 | 187,890 | 170,715 | 170,715 | 170,715 | | 196,127 |
| Incalzit, iluminat si forta motrica | 20.01.03 | | 1,708,500 | 1,829,800 | 1,686,769 | 1,686,769 | 1,686,769 | | 1,525,850 |
| Apa, canal si salubritate | 20.01.04 | | 237,450 | 199,000 | 185,656 | 185,656 | 185,656 | | 177,108 |
| Carburanti si lubrifianti | 20.01.05 | | 378,250 | 397,200 | 394,824 | 394,824 | 394,824 | | 506,869 |
| Piese de schimb | 20.01.06 | | 59,000 | 68,500 | 61,977 | 61,977 | 61,977 | | 59,715 |
| Transport | 20.01.07 | | 55,500 | 37,150 | 34,716 | 34,716 | 34,716 | | 33,836 |
| Posta, telecomunicatii, radio, tv, internet | 20.01.08 | | 364,000 | 347,020 | 316,880 | 316,879 | 316,879 | | 315,043 |
| Materialie si prestari de servicii cu caracter functional | 20.01.09 | | 1,645,000 | 1,448,090 | 1,409,242 | 1,409,242 | 1,409,242 | | 1,340,388 |
| Alte bunuri si servicii pentru intretinere si functionare | 20.01.30 | | 837,000 | 1,064,150 | 1,029,212 | 1,029,212 | 1,027,210 | 2,002 | 995,573 |
| Reparatii curente | 20.02 | | 644,000 | 927,120 | 920,737 | 920,737 | 920,737 | | 914,646 |

| A | B | 1 | 2 | 3 | 4 | 5 | 6 | 7 = 5 - 6 | 8 |
|---|----------|---|-----------|-----------|-----------|-----------|-----------|-----------|-----------|
| Hrana (cod 20.03.01+20.03.02) | 20.03 | | 2,795,000 | 2,834,700 | 2,802,967 | 2,802,967 | 2,802,967 | | 2,960,053 |
| Hrana pentru oameni | 20.03.01 | | 2,783,000 | 2,822,700 | 2,790,967 | 2,790,967 | 2,790,967 | | 2,960,053 |
| Hrana pentru animale | 20.03.02 | | 12,000 | 12,000 | 12,000 | 12,000 | 12,000 | | |
| Medicamente si materiale sanitare (cod 20.04.01 la 20.04.04) | 20.04 | | 73,000 | 75,000 | 70,756 | 70,756 | 70,756 | | 76,013 |
| Medicamente | 20.04.01 | | 68,000 | 70,000 | 68,144 | 68,144 | 68,144 | | 72,079 |
| Materiale sanitare | 20.04.02 | | 5,000 | 5,000 | 2,612 | 2,612 | 2,612 | | 3,934 |
| Bunuri de natura obiectelor de inventar (cod 20.05.01+20.05.03+20.05.30) | 20.05 | | 218,000 | 304,400 | 230,457 | 230,457 | 230,457 | | 611,217 |
| Uniforme si echipament | 20.05.01 | | | | | | | | 200,692 |
| Lenjerie si accesorii de pat | 20.05.03 | | 5,000 | 29,000 | 19,781 | 19,781 | 19,781 | | 26,658 |
| Alte obiecte de inventar | 20.05.30 | | 213,000 | 275,400 | 210,676 | 210,676 | 210,676 | | 383,867 |
| Deplasari, detasari, transferari (cod 20.06.01+20.06.02) | 20.06 | | 215,000 | 134,560 | 109,644 | 109,644 | 109,644 | | 111,659 |
| Deplasari interne, detasari, transferari | 20.06.01 | | 107,000 | 83,860 | 74,041 | 74,041 | 74,041 | | 76,041 |
| Deplasari in strainatate | 20.06.02 | | 108,000 | 50,700 | 35,603 | 35,603 | 35,603 | | 35,618 |
| Carti, publicatii si materiale documentare | 20.11 | | 128,500 | 148,700 | 147,033 | 147,033 | 147,033 | | 57,222 |
| Consultanta si expertiza | 20.12 | | 10,000 | 10,000 | 4,131 | 4,131 | 4,131 | | 4,131 |
| Pregatire profesionala | 20.13 | | 70,800 | 58,580 | 37,450 | 37,450 | 37,450 | | 35,050 |
| Protectia muncii | 20.14 | | 76,000 | 52,900 | 47,192 | 47,192 | 47,192 | | 47,192 |
| Studii si cercetari | 20.16 | | 25,000 | | | | | | |
| Contributii ale administratiei publice locale la realizarea unor lucrari si servicii de interes public local, in baza unor conventii sau contracte de asociere | 20.19 | | 1,150,000 | 1,150,000 | 395,018 | 395,018 | 395,018 | | 395,018 |
| Comisioane si alte costuri aferente imprumuturilor (cod 20.24.01 la 20.24.03) | 20.24 | | | 200,000 | 200,000 | 200,000 | 200,000 | | 200,000 |
| Comisioane si alte costuri aferente imprumuturilor interne | 20.24.02 | | | 200,000 | 200,000 | 200,000 | 200,000 | | 200,000 |
| Cheltuieli judiciare si extrajudiciare derivate din actiuni in reprezentarea intereselor statului, potrivit dispozitiilor legale | 20.25 | | 25,000 | 25,000 | 19,876 | 19,876 | 19,876 | | 19,876 |
| Alte cheltuieli (cod 20.30.01 la 20.30.04+20.30.06+20.30.07+20.30.09+20.30.30) | 20.30 | | 5,895,000 | 7,800,290 | 7,597,867 | 7,597,867 | 7,597,867 | | 7,626,502 |
| Reclama si publicitate | 20.30.01 | | 107,000 | 137,500 | 122,968 | 122,968 | 122,968 | | 125,040 |
| Protocol si reprezentare | 20.30.02 | | 150,000 | 119,000 | 113,987 | 113,987 | 113,987 | | 113,140 |
| Prime de asigurare non-viata | 20.30.03 | | 46,000 | 45,830 | 44,337 | 44,337 | 44,337 | | 47,741 |
| Chirii | 20.30.04 | | 184,000 | 236,000 | 234,731 | 234,731 | 234,731 | | 234,731 |
| Prestari servicii pentru transmiterea drepturilor | 20.30.06 | | 116,000 | 116,000 | 113,989 | 113,989 | 113,989 | | 114,281 |
| Fondul Presedintelui/Fondul conducatorului institutiei publice | 20.30.07 | | 2,500 | 2,500 | 2,371 | 2,371 | 2,371 | | 2,371 |
| Alte cheltuieli cu bunuri si servicii | 20.30.30 | | 5,289,500 | 7,143,460 | 6,965,484 | 6,965,484 | 6,965,484 | | 6,989,198 |
| TITLUL III DOBANZI (cod 30.01 la 30.03) | 30 | | | 80,000 | | | | | |
| Dobanzi aferente datoriei publice interne (cod 30.01.01+30.01.02) | 30.01 | | | 80,000 | | | | | |
| Dobanzi aferente datoriei publice interne directe | 30.01.01 | | | 80,000 | | | | | |
| TITLUL V FONDUURI DE REZERVA (cod 50.04) | 50 | | 3,003,000 | 874,000 | | | | | |
| Fond de rezerva bugetara la dispozitia autoritatilor locale | 50.04 | | 3,003,000 | 874,000 | | | | | |
| TITLUL VI TRANSFERURI INTRE UNITATI ALE ADMINISTRATIEI PUBLICE (cod 51.01) | 51SF | | 6,602,000 | 7,503,000 | 7,109,860 | 7,109,860 | 7,109,860 | | 551,500 |
| Transferuri curente (cod cod 51.01.01+51.01.03+51.01.05+51.01.14+51.01.15+51.01.16+51.01.17+51.01.18+51.01.19+51.01.20+51.01.21+51.01.22+51.01.23+51.01.24+51.01.25+51.01.26+51.01.27+51.01.28+51.01.29+51.01.30+51.01.31+51.01.32+51.01.33+51.01.34+51.01.35+51.01.36+51.01.37+51.01.38+51.01.39+51.01.40+51.01.41+51.01.42+51.01.43+51.01.44+51.01.45+51.01.46+51.01.47+51.01.48+51.01.49+51.01.50+51.01.51+51.01.52+51.01.53+51.01.54+51.01.55+51.01.56+51.01.57+51.01.58+51.01.59+51.01.60) | 51.01 | | 6,602,000 | 7,503,000 | 7,109,860 | 7,109,860 | 7,109,860 | | 551,500 |
| Transferuri catre institutii publice | 51.01.01 | | 6,138,000 | 6,567,500 | 6,201,760 | 6,201,760 | 6,201,760 | | |
| Transferuri din bugetele consiliilor locale si judetene pentru acordarea unor ajutoare catre unitatile administrativ-teritoriale in situatii de extrema dificultate | 51.01.24 | | | 551,500 | 551,500 | 551,500 | 551,500 | | 551,500 |
| Transferuri din bugetele locale pentru finantarea camerelor agricole | 51.01.49 | | 464,000 | 384,000 | 356,600 | 356,600 | 356,600 | | |
| TITLUL VII ALTE TRANSFERURI (cod 55.01+55.02) | 55SF | | 1,265,000 | 1,715,000 | 1,085,823 | 1,085,823 | 1,085,823 | | 1,085,823 |

| A | B | 1 | 2 | 3 | 4 | 5 | 6 | 7 = 5 - 6 | 8 |
|---|--------------|-------------------|-------------------|-------------------|-------------------|-------------------|-------------------|---------------|-------------------|
| A. Transferuri interne (cod 55.01.18+ 55.01.54) | 55.01 | | 1,252,000 | 1,701,000 | 1,072,059 | 1,072,059 | 1,072,059 | | 1,072,059 |
| Alte transferuri curente interne | 55.01.18 | | 1,252,000 | 1,701,000 | 1,072,059 | 1,072,059 | 1,072,059 | | 1,072,059 |
| B. Transferuri curente in strainatate (catre organizatii internationale) (cod 55.02.01+55.02.04) | 55.02 | | 13,000 | 14,000 | 13,764 | 13,764 | 13,764 | | 13,764 |
| Contributii si cotizatii la organisme internationale | 55.02.01 | | 13,000 | 14,000 | 13,764 | 13,764 | 13,764 | | 13,764 |
| TITLUL IX ASISTENTA SOCIALA (cod 57.02) | 57 | | 13,556,000 | 15,900,000 | 14,958,684 | 14,958,684 | 14,958,684 | | 15,000,019 |
| Ajutoare sociale (cod 57.02.01 la 57.02.04) | 57.02 | | 13,556,000 | 15,900,000 | 14,958,684 | 14,958,684 | 14,958,684 | | 15,000,019 |
| Ajutoare sociale in numerar | 57.02.01 | | 11,057,000 | 12,206,000 | 12,153,967 | 12,153,967 | 12,153,967 | | 12,194,952 |
| Ajutoare sociale in natura | 57.02.02 | | 2,499,000 | 3,694,000 | 2,804,717 | 2,804,717 | 2,804,717 | | 2,805,067 |
| TITLUL X ALTE CHELTUIELI (cod 59.01+59.02+59.08+59.11+59.12+59.15+59.17+59.20+59.22+59.25+59.30) | 59 | | 4,110,000 | 4,179,000 | 3,669,039 | 3,669,039 | 3,669,039 | 10,000 | 3,657,079 |
| Asociatii si fundatii | 59.11 | | 1,685,000 | 1,634,000 | 1,416,171 | 1,416,171 | 1,406,171 | 10,000 | 1,404,211 |
| Sustinerea cultelor | 59.12 | | 405,000 | 525,000 | 430,000 | 430,000 | 430,000 | | 430,000 |
| Contributii la salarizarea personalului neclerical | 59.15 | | 2,020,000 | 2,020,000 | 1,822,868 | 1,822,868 | 1,822,868 | | 1,822,868 |
| TITLUL XVII PLATI EFECTUATE IN ANII PRECEDENTI SI RECUPERATE IN ANUL CURENT (cod 85.01) | 84 | | | | | | | | |
| Plati efectuate in anii precedenti si recuperate in anul curent | 85.01 | | | | -80,267 | -80,267 | -80,267 | | |
| SECTIUNEA DE DEZVOLTARE (cod 51+55+56+70+81+84) | | 27,408,000 | 76,293,000 | 41,833,600 | 30,498,102 | 30,498,102 | 30,498,102 | | 3,641,960 |
| TITLUL VI TRANSFERURI INTRE UNITATI ALE ADMINISTRATIEI PUBLICE (cod 51.02) | 51SD | | 586,000 | 6,381,000 | 4,477,550 | 4,477,550 | 4,477,550 | | |
| Transferuri de capital (cod 51.02.12+51.02.28+51.02.29) | 51.02 | | 586,000 | 6,381,000 | 4,477,550 | 4,477,550 | 4,477,550 | | |
| Transferuri din bugetele locale pentru finantarea cheltuielilor de capital din domeniul sanatatii | 51.02.28 | | 586,000 | 6,365,000 | 4,461,550 | 4,461,550 | 4,461,550 | | |
| Alte transferuri de capital catre institutii publice | 51.02.29 | | | 16,000 | | | 16,000 | | |
| TITLUL VII ALTE TRANSFERURI (cod 55.01) | 55 | | 1,573,000 | 1,808,000 | 901,850 | 901,850 | 901,850 | | 736,850 |
| A. Transferuri interne. (cod 55.01.03+55.01.08 la 55.01.10+55.01.12+55.01.13+55.01.15+55.01.28+55.01.42) | 55.01 | | 1,573,000 | 1,808,000 | 901,850 | 901,850 | 901,850 | | 736,850 |
| Programa PHARE si alte programe cu finantare nerambursabila | 55.01.08 | | 1,050,000 | 1,155,000 | 736,850 | 736,850 | 736,850 | | 736,850 |
| Transferuri din bugetul local catre asociatiile de dezvoltare intercomunitara | 55.01.42 | | 523,000 | 653,000 | 165,000 | 165,000 | 165,000 | | |
| Titlul VIII Proiecte cu finantare din Fonduri externe nerambursabile (FEN) postaderare (cod 56.01 la 56.05+cod 56.07+56.08+56.15 la 56.18+56.25) | 56 | 27,408,000 | 70,309,000 | 27,408,000 | 22,019,937 | 22,019,937 | 22,019,937 | | 1,349,692 |
| Programa din Fondul European de Dezvoltare Regionala (FEDR) (cod 56.01.01 la 56.01.03) | 56.01 | | 26,981,000 | 26,981,000 | 21,593,636 | 21,593,636 | 21,593,636 | | 949,301 |
| Finantarea nationale ** | 56.01.01 | | 3,237,720 | 3,237,720 | 2,397,352 | 2,397,352 | 2,397,352 | | 159,059 |
| Finantarea Uniunii Europene ** | 56.01.02 | | 18,347,080 | 18,347,080 | 14,978,465 | 14,978,465 | 14,978,465 | | 636,812 |
| Cheltuieli neeligibile ** | 56.01.03 | | 5,396,200 | 5,396,200 | 4,217,819 | 4,217,819 | 4,217,819 | | 153,430 |
| Programa din Fondul Social European (FSE) (cod 56.02.01 la 56.02.03) | 56.02 | 427,000 | 677,000 | 427,000 | 426,301 | 426,301 | 426,301 | | 400,391 |
| Finantarea nationala ** | 56.02.01 | | 51,240 | 51,240 | 51,156 | 51,156 | 51,156 | | 51,156 |
| Finantarea Uniunii Europene ** | 56.02.02 | | 290,360 | 290,360 | 289,885 | 289,885 | 289,885 | | 289,885 |
| Cheltuieli neeligibile ** | 56.02.03 | | 85,400 | 85,400 | 85,260 | 85,260 | 85,260 | | 59,350 |
| CHELTUIELI DE CAPITAL (cod 71+72+75) | 70 | | 3,825,000 | 6,236,600 | 3,121,403 | 3,121,403 | 3,121,403 | | 1,555,418 |
| TITLUL XII ACTIVE NEFINANCIARE (cod 71.01+71.03) | 71 | | 3,825,000 | 6,236,600 | 3,121,403 | 3,121,403 | 3,121,403 | | 1,555,418 |
| Active fixe (cod 71.01.01 la 71.01.03+71.01.30) | 71.01 | | 3,825,000 | 6,236,600 | 3,121,403 | 3,121,403 | 3,121,403 | | 1,550,162 |
| Constructii | 71.01.01 | | 2,833,500 | 4,144,100 | 2,079,006 | 2,079,006 | 2,079,006 | | 27,358 |
| Masini, echipamente si mijloace de transport | 71.01.02 | | 735,000 | 1,187,000 | 538,318 | 538,318 | 538,318 | | 808,347 |
| Mobilier, aparatura birouca si alte active corporale | 71.01.03 | | 15,000 | 18,000 | 17,815 | 17,815 | 17,815 | | 83,460 |
| Alte active fixe | 71.01.30 | | 241,500 | 887,500 | 486,264 | 486,264 | 486,264 | | 630,997 |
| Reparatii capitale aferente activelor fixe | 71.03 | | | | | | | | |
| PLATI EFECTUATE IN ANII PRECEDENTI SI RECUPERATE IN ANUL CURENT (cod 85) | 84 | | | | -22,638 | -22,638 | -22,638 | | 5,266 |

| A | B | 1 | 2 | 3 | 4 | 5 | 6 | 7 = 5 - 6 | 8 |
|---|-------|---|---|---|---------|---------|---------|-----------|---|
| Plati efectuate in anii precedenti si recuperate in anul curent | 85.01 | | | | -22,638 | -22,638 | -22,638 | | |

Conducatorul institutiei,

Conducatorul compartimentului financiar- contabil:




CONTUL DE EXECUTIE A BUGETULUI FONDURILOR EXTERNE NERAMBURSABILE- VENITURI
la data de 30 decembrie 2012


| DENUMIREA INDICATORILOR | Cod indicator | Credite bugetare initiale | Prevederi bugetare definitive | Drepturi constatate | | | Incasari realizate | Stingeri pe alte cai decat incasari | Drepturi constatate de incasat |
|---|---------------|---------------------------|-------------------------------|---------------------------|---------------------|-----------------|--------------------|-------------------------------------|--------------------------------|
| | | | | Total, din care: 3=4+5 | din anii precedenti | din anii curent | | | |
| TOTAL VENITURI | | | | | | | | | |
| I. VENITURI CURENTE | | | | | | | | | |
| C. VENITURI NEFISCALE | | | | | | | | | |
| C2. VANZARI DE BUNURI SI SERVICII (cod 36.08 + 37.08) | | | | | | | | | |
| Transferuri voluntare, altele decat subventiile (cod 37.08.01+37.08.50) | 37.08 | 0 | 101,700 | 78,860 | 0 | 78,860 | 78,860 | 0 | 0 |
| Donatii si sponsorizari | | 0 | 101,700 | 78,860 | 0 | 78,860 | 78,860 | 0 | 0 |
| Alte transferuri voluntare | 37.08.01 | | | 0 | | | | | |
| | 37.08.50 | | 101,700 | 78,860 | | 78,860 | 78,860 | | |

-lei-

Conducatorul institutiei



Conducatorul compartimentului
financiar- contabil






CONTUL DE EXECUTIE A BUGETULUI FONDURILOR EXTERNE NERAMBURSABILE- CHELTUIELI
la data de 31 decembrie 2013

| COD 21 | DENUMIREA INDICATORILOR | Cod indicator | Credite de angajament | Credite bugetare initiale | Prevederi bugetare definitive | Angajamente bugetare | Angajamente legale | Plati efectuate | Angajamente legale de platit | Cheltuieli efective |
|--------|--|---------------|-----------------------|---------------------------|-------------------------------|----------------------|--------------------|-----------------|------------------------------|---------------------|
| | A | B | 1 | 2 | 3 | 4 | 5 | 6 | 7=5-6 | 8 |
| | TOTAL CHELTUIELI (50.08+59.08+63.08+70.08+79.08) | | | 0 | 101,700 | 75,775 | 75,775 | 75,775 | 0 | 71,220 |
| | Partea I-a SERVICII PUBLICE GENERALE (cod 51.08+53.08+54.08) | 50.08 | | 0 | 72,700 | 71,380 | 71,380 | 71,380 | 0 | 66,825 |
| | Autoritati publice si actiuni externe (cod 51.08.01) | 51.08 | | 0 | 72,700 | 71,380 | 71,380 | 71,380 | 0 | 66,825 |
| | Autoritati executive si legislative (cod 51.08.01.03 la 51.08.01.04) | 51.08.01 | | 0 | 72,700 | 71,380 | 71,380 | 71,380 | 0 | 66,825 |
| | Autoritati executive | 51.08.01.03 | | | 72,700 | 71,380 | 71,380 | 71,380 | 0 | 66,825 |
| | Partea III-a CHELTUIELI SOCIAL-CULTURALE (cod 65.08+66.08+67.08+68.08) | 63.08 | | 0 | 29,000 | 4,395 | 4,395 | 4,395 | 0 | 4,395 |
| | Asigurari si asistenta sociala (cod 68.08.01 la 68.08.50) | 68.08 | | 0 | 29,000 | 4,395 | 4,395 | 4,395 | 0 | 4,395 |
| | Asistenta sociala pentru familie si copii | 68.08.06 | | | 29,000 | 4,395 | 4,395 | 4,395 | 0 | 4,395 |

Nota: Se detaliaza pe structura clasificatiei economice (Anexa 7)

Conducatorul institutiei

Conducatorul compartimentului
financiar- contabil



CONTUL DE EXECUȚIE A BUGETULUI CREDITELOR INTERNE-CHELTUIELI
la data de 31.12.2012

cod 21

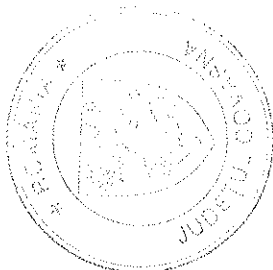

| A | Cod indicator | Credite de angajament | Credite bugetare | | Angajamente bugetare | Angajamente legate | Plăți efectuate | Angajamente legate de plăți | Cheltuieli efective |
|---|---|-----------------------|------------------|-------------------|----------------------|--------------------|-----------------|-----------------------------|---------------------|
| | | | initiale | definitive | | | | | |
| B | 1 | 2 | 3 | 4 | 5 | 6 | 7=5-6 | 8 | |
| CHELTUIELILE SECȚIUNII DE DEZVOLTARE (cod 50.07+63.07+70.07+74.07+79.07) | | | | | | | | | |
| | 74.07 | 14,000,000 | 0 | 14,000,000 | 0 | 0 | 0 | 0 | 0 |
| | Protecția mediului (74.07.05+74.07.06) | 14,000,000 | 0 | 14,000,000 | 0 | 0 | 0 | 0 | 0 |
| | Salubritate și gestiunea deșeurilor (cod 74.07.05.01+74.07.05.02) | 14,000,000 | 0 | 14,000,000 | 0 | 0 | 0 | 0 | 0 |
| | Salubritate | | | | | | | | |
| | Colecțarea, tratarea și distrugerea deșeurilor | 14,000,000 | | 14,000,000 | | | | | |

-lei-

Conducătorul instituției



Conducătorul compartimentului financiar - contabil






CONTUL DE EXECUTIE PE TITLURI DE CHELTUIELI, ARTICOLE ȘI ALINEATE
la data de 31 decembrie 2012

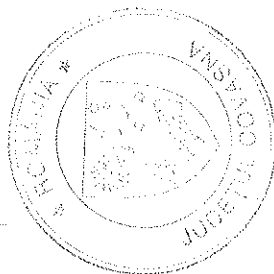
Capitolul: 74.07.05.02

| DENUMIREA INDICATORILOR | Cod indicator | Credite de angajament | Credite bugetare | | Angajamente bugetare | Angajamente legale | Plati efectuate | Angajamente legale de platit | Cheltuieli efective |
|--|---------------|-----------------------|------------------|------------|----------------------|--------------------|-----------------|------------------------------|---------------------|
| | | | initiale | definitive | | | | | |
| | | 1 | 2 | 3 | 4 | 5 | 6 | 7=5-6 | 8 |
| TOTAL CHELTUIELI (SECTIUNEA DE FUNCȚIONARE+SECTIUNEA DE DEZVOLTARE) | | 14,000,000 | 0 | 14,000,000 | 0 | 0 | 0 | 0 | 0 |
| SECTIUNEA DE FUNCȚIONARE (cod 01+80+81+84) | | 0 | 0 | 0 | 0 | 0 | 0 | 0 | 0 |
| SECTIUNEA DE DEZVOLTARE (cod 51+55+56+70+81+84) | | 14,000,000 | 0 | 14,000,000 | 0 | 0 | 0 | 0 | 0 |
| Titlul VIII Proiecte cu finantare din Fonduri externe nerambursabile (FEN) postaderare (cod 56.01 la 56.05+cod 56.07+56.08+56.15+56.16+56.17+56.18) | 56 | 14,000,000 | 0 | 14,000,000 | 0 | 0 | 0 | 0 | 0 |
| Programa din Fondul European de Dezvoltare Regională (FEDR) | 56.01 | 14,000,000 | 0 | 14,000,000 | 0 | 0 | 0 | 0 | 0 |
| Finanțarea națională ** | 56.01.01 | | | | | | | | |
| Finanțarea Uniunii Europene ** | 56.01.02 | | | | | | | | |
| Cheltuieli neeligibile ** | 56.01.03 | 14,000,000 | | 14,000,000 | | | | | |

Conducatorul institutiei,



Compartiment financiar-contabil,

7

**CONTUL DE EXECUTIE
A BUGETULUI INSTITUTIILOR PUBLICE DIN VENITURI PROPRII SI SUBVENTII (DE SUBORDONARE LOCALA)-VENITURI**
la data de 31 Decembrie 2012

Anexa 9

cod 20

- lei -


| DENUMIREA INDICATORILOR | Cod indicator | Prevederi bugetare initiale | Prevederi bugetare definitive | Drepturi constatate | | | Incasari realizate | Stingeri pe alte cai decat incasari | Drepturi constatate de incasat |
|--|---------------|-----------------------------|-------------------------------|---------------------|---------------------|-------------------|--------------------|-------------------------------------|--------------------------------|
| | | | | Total, din care: | din anii precedenti | din anul curent | | | |
| A | B | 1 | 2 | 3=4+5 | 4 | 5 | 6 | 7 | 8=3-6-7 |
| TOTAL VENITURI (cod 00.02+00.15+00.17+45.10) | 00.01 | 44,880,000 | 63,120,920 | 64,300,273 | 5,151,676 | 59,148,597 | 55,384,826 | 694,495 | 8,220,952 |
| I. VENITURI CURENTE (cod 00.03+00.12) | 00.02 | 37,692,000 | 49,788,420 | 53,260,563 | 5,151,676 | 48,108,887 | 44,348,916 | 690,695 | 8,220,952 |
| C. VENITURI NEFISCALE (cod 00.13+00.14) | 00.12 | 37,692,000 | 49,788,420 | 53,260,563 | 5,151,676 | 48,108,887 | 44,348,916 | 690,695 | 8,220,952 |
| C1. VENITURI DIN PROPRIETATE (cod 30.10+31.10) | 00.13 | | | 28,667 | 10,305 | 18,362 | 18,865 | | 9,802 |
| Venituri din proprietate (cod 30.10.03+30.10.05+30.10.08+30.10.09+30.10.50) | 30.10 | | | 28,667 | 10,305 | 18,362 | 18,865 | | 9,802 |
| Venituri din concesiuni si inchirieri | 30.10.05 | | | 28,667 | 10,305 | 18,362 | 18,865 | | 9,802 |
| C2. VANZARI DE BUNURI SI SERVICII (cod 33.10+34.10+35.10+36.10+37.10) | 00.14 | 37,692,000 | 49,788,420 | 53,231,896 | 5,141,371 | 48,090,525 | 44,330,051 | 690,695 | 8,211,150 |
| Venituri din prestari de servicii si alte activitati (cod 33.10.05+33.10.08+33.10.09+33.10.13+33.10.14+33.10.16+33.10.17+33.10.19 la 33.10.21+33.10.30 la 33.10.32+33.10.50) | 33.10 | 37,692,000 | 49,635,000 | 52,338,976 | 5,141,371 | 47,197,605 | 44,127,826 | | 8,211,150 |
| Taxe si alte venituri in invatamant | 33.10.05 | 184,000 | 201,000 | 175,233 | | 175,233 | 175,233 | | |
| Venituri din prestari de servicii | 33.10.08 | 186,000 | 223,000 | 608,820 | 378,762 | 230,058 | 230,058 | | 378,762 |
| Venituri din serbari si spectacole, manifestari culturale, artistice si sportive | 33.10.19 | 160,000 | 160,000 | 162,982 | 8,350 | 154,632 | 162,732 | | 250 |
| Venituri din contractele incheiate cu casele de asigurari sociale de sanatate | 33.10.21 | 32,592,000 | 43,572,450 | 45,669,248 | 4,754,259 | 40,914,989 | 37,837,110 | | 7,832,138 |
| Venituri din contractele incheiate cu directiile de sanatate publica din sume alocate de la bugetul de stat | 33.10.30 | 2,558,000 | 3,434,550 | 3,345,566 | | 3,345,566 | 3,345,566 | | |
| Venituri din contractele incheiate cu institutiile de medicina legata | 33.10.32 | 648,000 | 701,000 | 701,000 | | 701,000 | 701,000 | | |
| Alte venituri din prestari de servicii si alte activitati | 33.10.50 | 1,364,000 | 1,343,000 | 1,676,127 | | 1,676,127 | 1,676,127 | | |
| Venituri din taxe administrative, eliberari permise (cod 34.10.50) | 34.10 | | 2,000 | | | | | | |
| Alte venituri din taxe administrative, eliberari permise | 34.10.50 | | 2,000 | | | | | | |
| Transferuri voluntare, altele decat subventiile (cod 37.10.01+37.10.03+37.10.04+37.10.50) | 37.10 | | 151,420 | 892,920 | | 892,920 | 202,225 | 690,695 | |
| Donatii si sponsorizari | 37.10.01 | | 151,420 | 207,725 | | 207,725 | 202,225 | 5,500 | |
| Varsaminte din sectiunea de functionare pentru finantarea sectiunii de dezvoltare a bugetului local (cu semnul minus) | 37.10.03 | -1,572,000 | -3,210,000 | -1,428,206 | | -1,428,206 | -1,428,206 | | |
| Varsaminte din sectiunea de functionare | 37.10.04 | 1,572,000 | 3,210,000 | 1,428,206 | | 1,428,206 | 1,428,206 | | |
| Alte transferuri voluntare | 37.10.50 | | 685,195 | 3,800 | | 685,195 | | 685,195 | |
| II. VENITURI DIN CAPITAL (cod 39.10) | 00.15 | | 3,800 | 3,800 | | 3,800 | | 3,800 | |
| Venituri din valorificarea unor bunuri (cod 39.10.01+39.10.50) | 39.10 | | 3,800 | 3,800 | | 3,800 | | 3,800 | |
| Alte venituri din valoarea unor bunuri | 39.10.50 | | 3,800 | 3,800 | | 3,800 | | 3,800 | |
| IV. SUBVENTII (cod 00.18) | 00.17 | 7,188,000 | 13,332,500 | 11,035,910 | | 11,035,910 | 11,035,910 | | |

| DENUMIREA INDICATORILOR | Cod indicator | Prevederi bugetare | | Prevederi bugetare definitive | Drepturi .statale | | | Incasari realizate | Stingeri pe alte cai decat incasari | Drepturi constatate de incasat de incasat |
|--|---------------|--------------------|-------------------|-------------------------------|-------------------|---------------------|-------------------|--------------------|-------------------------------------|---|
| | | initiale | 1 | | Total, din care: | din anii precedenti | din anul curent | | | |
| A | B | | | 2 | 3=4+5 | 4 | 5 | 6 | 7 | 8=3-6-7 |
| SUBVENTII DE LA ALTE NIVELE ALE ADMINISTRATIEI PUBLICE (cod 42.10+43.10) | 00.18 | 7,188,000 | 7,188,000 | 13,332,500 | 11,035,910 | | 11,035,910 | 11,035,910 | | |
| Subventii de la alte administratii (cod 43.10.09+43.10.10+43.10.14 la 43.10.17+43.10.19) | 43.10 | 7,188,000 | 7,188,000 | 13,332,500 | 11,035,910 | | 11,035,910 | 11,035,910 | | |
| Subventii pentru institutii publice | 43.10.09 | 6,138,000 | 6,138,000 | 6,567,500 | 6,201,760 | | 6,201,760 | 6,201,760 | | |
| Subventii din bugetul local pentru finantarea sanatatii | 43.10.14 | 20,000 | 20,000 | 404,000 | 213,497 | | 213,497 | 213,497 | | |
| Subventii din bugetul local pentru finantarea camerelor agricole | 43.10.15 | 464,000 | 464,000 | 384,000 | 356,600 | | 356,600 | 356,600 | | |
| Subventii din bugetul de stat catre bugetele locale pentru finantarea investitiilor in sanatate (cod 43.10.16.01 la 43.10.16.03) | 43.10.16 | | | 566,000 | 554,053 | | 554,053 | 554,053 | | |
| Subventii din bugetul de stat catre bugetele locale pentru finantarea aparaturii medicale si echipamentelor de comunicatii in sanatate | 43.10.16.01 | | | 101,000 | 89,053 | | 89,053 | 89,053 | | |
| Sume din bugetul de stat catre bugetele locale pentru finantarea reparatiilor capitale in sanatate | 43.10.16.02 | | | 465,000 | 465,000 | | 465,000 | 465,000 | | |
| Sume din veniturile proprii ale Ministerului Sanatatii catre bugetele locale pentru finantarea investitiilor in sanatate (cod 43.10.17.01 la 43.10.17.03) | 43.10.17 | 566,000 | 566,000 | 5,395,000 | 3,694,000 | | 3,694,000 | 3,694,000 | | |
| Sume din veniturile proprii ale Ministerului Sanatatii catre bugetele locale pentru finantarea aparaturii medicale si echipamentelor de comunicatii in urgenta in sanatate | 43.10.17.01 | 101,000 | 101,000 | | 300,000 | | 300,000 | 300,000 | | |
| Sume din veniturile proprii ale Ministerului Sanatatii catre bugetele locale pentru finantarea reparatiilor capitale in sanatate | 43.10.17.02 | 465,000 | 465,000 | | | | | | | |
| Sume din veniturile proprii ale Ministerului Sanatatii catre bugetele locale pentru finantarea altor investitii in sanatate | 43.10.17.03 | | | 5,395,000 | 3,394,000 | | 3,394,000 | 3,394,000 | | |
| Subventii pentru institutii publice destinate sectiunii de dezvoltare | 43.10.19 | | | 16,000 | 16,000 | | 16,000 | 16,000 | | |
| VENITURILE SECTIUNII DE FUNCTIONARE (cod 00.02+00.17) - TOTAL | 00.01 | 42,722,000 | 42,722,000 | 53,529,920 | 58,390,717 | 5,151,676 | 53,239,041 | 49,479,070 | 690,695 | 8,220,952 |
| I. VENITURI CURENTE (cod 00.03+00.12) | 00.02 | 36,120,000 | 36,120,000 | 46,578,420 | 51,832,357 | 5,151,676 | 46,680,681 | 42,920,710 | 690,695 | 8,220,952 |
| C. VENITURI NEFISCALE (cod 00.13+00.14) | 00.12 | 36,120,000 | 36,120,000 | 46,578,420 | 51,832,357 | 5,151,676 | 46,680,681 | 42,920,710 | 690,695 | 8,220,952 |
| C1. VENITURI DIN PROPRIETATE (cod 30.10 + 31.10) | 00.13 | | | | 28,667 | 10,305 | 18,362 | 18,865 | | 9,802 |
| Venituri din proprietate (cod 30.10.03+30.10.05+30.10.09+30.10.50) | 30.10 | | | | 28,667 | 10,305 | 18,362 | 18,865 | | 9,802 |
| Venituri din concesiuni si inchirieri | 30.10.05 | | | | 28,667 | 10,305 | 18,362 | 18,865 | | 9,802 |
| C2. VANZARI DE BUNURI SI SERVICII (cod 33.10+34.10+35.10+36.10+37.10) | 00.14 | 36,120,000 | 36,120,000 | 46,578,420 | 51,803,690 | 5,141,371 | 46,662,319 | 42,901,845 | 690,695 | 8,211,150 |
| Venituri din prestari de servicii si alte activitati (cod 33.10.05+33.10.08+33.10.09+33.10.13+33.10.14+33.10.16+33.10.17 + 33.10.19 la 33.10.21+33.10.30 la 33.10.32+33.10.50) | 33.10 | 37,692,000 | 37,692,000 | 49,635,000 | 52,338,976 | 5,141,371 | 47,197,605 | 44,127,826 | | 8,211,150 |
| Taxe si alte venituri in invatamant | 33.10.05 | 184,000 | 184,000 | 201,000 | 175,233 | | 175,233 | 175,233 | | |

| DENUMIREA INDICATORILOR | Cod indicator | Prevederi bugetare | | Prevederi bugetare definitive | Drepturi constatate | | | Incasari realizate | Stingeri pe alte cai decat incasari | Drepturi constatate de incasat |
|---|---------------|--------------------|------------------|-------------------------------|---------------------|---------------------|------------------|--------------------|-------------------------------------|--------------------------------|
| | | initiale | | | Total, din care: | din anii precedenti | din anul curent | | | |
| | | 1 | 2 | | | | | | | |
| A | B | | | | 3=4+5 | 4 | 5 | 6 | 7 | 8=3-6-7 |
| Venituri din prestari de servicii | 33.10.08 | 186,000 | 223,000 | 608,820 | 378,762 | 230,058 | 230,058 | | | 378,762 |
| Venituri din serbari si spectacole, manifestari culturale, artistice si sportive | 33.10.19 | 160,000 | 160,000 | 162,982 | 8,350 | 154,632 | 162,732 | | | 250 |
| Venituri din contractele incheiate cu casele de asigurari sociale de sanatate | 33.10.21 | 32,592,000 | 43,572,450 | 45,669,248 | 4,754,259 | 40,914,989 | 37,837,110 | | | 7,832,138 |
| Venituri din contractele incheiate cu directiile de sanatate publica din sume alocate de la bugetul de stat | 33.10.30 | 2,558,000 | 3,434,550 | 3,345,566 | | 3,345,566 | 3,345,566 | | | |
| Venituri din contractele incheiate cu institutiile de medicina legala | 33.10.32 | 648,000 | 701,000 | 701,000 | | 701,000 | 701,000 | | | |
| Alte venituri din prestari de servicii si alte activitati | 33.10.50 | 1,364,000 | 1,343,000 | 1,676,127 | | 1,676,127 | 1,676,127 | | | |
| Venituri din taxe administrative, eliberari permise (cod 34.10.50) | 34.10 | | 2,000 | | | | | | | |
| Alte venituri din taxe administrative, eliberari permise | 34.10.50 | | 2,000 | | | | | | | |
| Transferuri voluntare, altele decat subventiile (cod 37.10.01+37.10.03+37.10.50) | 37.10 | -1,572,000 | -3,058,580 | -535,286 | | -535,286 | -1,225,981 | 690,695 | | |
| Donatii si sponsorizari | 37.10.01 | | 151,420 | 207,725 | | 207,725 | 202,225 | | | |
| Varsaminte din sectiunea de functionare pentru finantarea sectiunii de dezvoltare a bugetului local (cu semnul minus) | 37.10.03 | -1,572,000 | -3,210,000 | -1,428,206 | | -1,428,206 | -1,428,206 | 5,500 | | |
| Alte transferuri voluntare | 37.10.50 | | | 685,195 | | 685,195 | | 685,195 | | |
| IV. SUBVENTII (cod 00.18) | 00.17 | 6,602,000 | 6,951,500 | 6,558,360 | | 6,558,360 | 6,558,360 | | | |
| SUBVENTII DE LA ALTE NIVELE ALE ADMINISTRATIEI PUBLICE (cod 42.10+43.10) | 00.18 | 6,602,000 | 6,951,500 | 6,558,360 | | 6,558,360 | 6,558,360 | | | |
| SUBVENTII DE LA ALTE ADMINISTRATII (cod 43.10.09+43.10.10+43.10.15) | 43.10 | 6,602,000 | 6,951,500 | 6,558,360 | | 6,558,360 | 6,558,360 | | | |
| Subventii pentru institutii publice | 43.10.09 | 6,138,000 | 6,567,500 | 6,201,760 | | 6,201,760 | 6,201,760 | | | |
| Subventii din bugetul local pentru finantarea camerelor agricole | 43.10.15 | 464,000 | 384,000 | 356,600 | | 356,600 | 356,600 | | | |
| VENITURILE SECTIUNII DE DEZVOLTARE (cod 00.02+00.15+00.17+45.10) - TOTAL | 00.01 | 2,158,000 | 9,591,000 | 5,909,556 | | 5,909,556 | 5,905,756 | 3,800 | | |
| I. VENITURI CURENTE (cod 00.12) | 00.02 | 1,572,000 | 3,210,000 | 1,428,206 | | 1,428,206 | 1,428,206 | | | |
| C. VENITURI NEFISCALE (cod 00.14) | 00.12 | 1,572,000 | 3,210,000 | 1,428,206 | | 1,428,206 | 1,428,206 | | | |
| C2. VANZARI DE BUNURI SI SERVICII (cod 37.10) | 00.14 | 1,572,000 | 3,210,000 | 1,428,206 | | 1,428,206 | 1,428,206 | | | |
| Transferuri voluntare, altele decat subventiile (cod 37.10.04) | 37.10 | 1,572,000 | 3,210,000 | 1,428,206 | | 1,428,206 | 1,428,206 | | | |
| Varsaminte din sectiunea de functionare | 37.10.04 | 1,572,000 | 3,210,000 | 1,428,206 | | 1,428,206 | 1,428,206 | | | |
| III. VENITURI DIN CAPITAL (cod 39.10) | 00.15 | | | 3,800 | | 3,800 | | 3,800 | | |
| Venituri din valorificarea unor bunuri (cod 39.10.01+39.10.50) | 39.10 | | | 3,800 | | 3,800 | | 3,800 | | |
| Alte venituri din valoarea unor bunuri | 39.10.50 | | | 3,800 | | 3,800 | | 3,800 | | |
| IV. SUBVENTII (cod 00.18) | 00.17 | 586,000 | 6,381,000 | 4,477,550 | | 4,477,550 | 4,477,550 | | | |
| SUBVENTII DE LA ALTE NIVELE ALE ADMINISTRATIEI PUBLICE (cod 42.10+43.10) | 00.18 | 586,000 | 6,381,000 | 4,477,550 | | 4,477,550 | 4,477,550 | | | |

| DENUMIREA INDICATORILOR | Cod indicator | Prevederi bugetare initiale | Prevederi bugetare definitive | Drepturi constatate | | | Incasari realizate | Stingeri pe alte cai decat incasari | Drepturi constatate de incasat de incasat |
|---|---------------|-----------------------------|-------------------------------|---------------------|---------------------|-----------------|--------------------|-------------------------------------|---|
| | | | | Total, din care: | din anii precedenti | din anul curent | | | |
| A | B | 1 | 2 | 3=4+5 | 4 | 5 | 6 | 7 | 8=3-6-7 |
| Subventii de la alte administratii (cod 43.10.14+43.10.16+43.10.17+43.10.19) | 43.10 | 586,000 | 6,381,000 | 4,477,550 | | 4,477,550 | 4,477,550 | | |
| Subventii din bugetul local pentru finantarea sanatatii | 43.10.14 | 20,000 | 404,000 | 213,497 | | 213,497 | 213,497 | | |
| Subventii din bugetul de stat catre bugetele locale pentru finantarea investitiilor in sanatate (cod 43.10.16.01 la 43.10.16.03) | 43.10.16 | | 566,000 | 554,053 | | 554,053 | 554,053 | | |
| Subventii din bugetul de stat catre bugetele locale pentru finantarea aparatului medical si echipamentelor de comunicatii in urgenta in sanatate | 43.10.16.01 | | 101,000 | 89,053 | | 89,053 | 89,053 | | |
| Suma din bugetul de stat catre bugetele locale pentru finantarea reparatiilor capitale in sanatate | 43.10.16.02 | | 465,000 | 465,000 | | 465,000 | 465,000 | | |
| Suma din veniturile proprii ale Ministerului Sanatatii catre bugetele locale pentru finantarea investitiilor in sanatate (cod 43.10.17.01 la 43.10.17.03) | 43.10.17 | 566,000 | 5,395,000 | 3,694,000 | | 3,694,000 | 3,694,000 | | |
| Suma din veniturile proprii ale Ministerului Sanatatii catre bugetele locale pentru finantarea aparatului medical si echipamentelor de comunicatii in urgenta in sanatate | 43.10.17.01 | 101,000 | | 300,000 | | 300,000 | 300,000 | | |
| Suma din veniturile proprii ale Ministerului Sanatatii catre bugetele locale pentru finantarea reparatiilor capitale in sanatate | 43.10.17.02 | 465,000 | | | | | | | |
| Suma din veniturile proprii ale Ministerului Sanatatii catre bugetele locale pentru finantarea altor investitii in sanatate | 43.10.17.03 | | 5,395,000 | 3,394,000 | | 3,394,000 | 3,394,000 | | |
| Subventii pentru institutii publice destinate sectiunii de dezvoltare | 43.10.19 | | 16,000 | 16,000 | | 16,000 | 16,000 | | |

Conducatorul institutiei,



Conducatorul compartimentului financiar- contabil,

CONTUL DE EXECUTIE A BUGETULUI INSTITUTIILOR PUBLICE- Cheltuieli
la data de 31 Decembrie 2012

Capitolul : **A**
Subcapitolul : **1 6 7 VP**

Cod 21

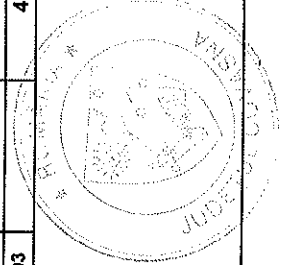
- lei (RON) -

| Denumirea indicatorilor | Cod indic | Credite de angajament | | Credite bugetare | | Angajamente bugetare | Angajamente legale | Plati efectuate | Angajamente legale de platit | Cheltuieli efective |
|--|-----------|-----------------------|-------------------|-------------------|-------------------|----------------------|--------------------|------------------|------------------------------|---------------------|
| | | 1 | 2 | 3 | 4 | | | | | |
| A | B | | | | | | | | | |
| TOTAL CHELTUIELI (SECTIUNEA DE FUNCTIONARE+SECTIUNEA DE DEZVOLTARE) | | | 48,542,000 | 66,782,920 | 60,501,557 | 59,773,986 | 56,758,041 | 3,015,045 | 53,793,464 | |
| SECTIUNEA DE FUNCTIONARE (cod 01+79+84) | | | 46,384,000 | 57,191,920 | 54,463,504 | 53,781,187 | 50,868,285 | 2,912,902 | 51,279,647 | |
| CHELTUIELI CURENTE (cod 10+20+30+40+50+51SF+56SF+57+59) | 01 | | 46,384,000 | 57,191,920 | 54,463,504 | 53,781,187 | 50,868,285 | 2,912,902 | 51,279,647 | |
| TITLUL I CHELTUIELI DE PERSONAL (cod 10.01 la 10.03) | 10 | | 28,662,000 | 29,768,000 | 29,705,931 | 29,691,259 | 29,691,259 | | 30,140,816 | |
| Cheltuieli salariale in bani (cod 10.01.01 la 10.01.16+10.01.30) | 10.01 | | 21,384,500 | 22,125,390 | 22,107,147 | 22,096,038 | 22,096,038 | | 22,486,012 | |
| Salarii de baza | 10.01.01 | | 15,647,800 | 16,210,440 | 16,203,597 | 16,199,859 | 16,199,859 | | 16,463,245 | |
| Sporuri pentru conditii de munca | 10.01.05 | | 116,000 | 106,600 | 105,908 | 104,154 | 104,154 | | 104,405 | |
| Alte sporuri | 10.01.06 | | 4,058,000 | 4,457,070 | 4,456,939 | 4,456,913 | 4,456,913 | | 4,510,268 | |
| Fond pentru posturi ocupate prin cumul | 10.01.10 | | 64,000 | 57,350 | 57,350 | 57,325 | 57,325 | | 57,325 | |
| Fond aferent platii cu ora | 10.01.11 | | 1,285,000 | 1,055,740 | 1,055,677 | 1,055,631 | 1,055,631 | | 1,093,327 | |
| Indemnizatii platite unor persoane din afara unitatii | 10.01.12 | | 71,000 | 40,000 | 36,276 | 36,276 | 36,276 | | 36,276 | |
| Indemnizatii de delegare | 10.01.13 | | 73,700 | 65,190 | 59,544 | 54,024 | 54,024 | | 53,998 | |
| Alocatii pentru transportul la si de la locul de munca | 10.01.15 | | 4,000 | 6,500 | 6,120 | 6,120 | 6,120 | | 6,715 | |
| Alocatii pentru locuinte | 10.01.16 | | 5,000 | 3,000 | 2,682 | 2,682 | 2,682 | | 2,682 | |
| Alte drepturi salariale in bani | 10.01.30 | | 60,000 | 123,500 | 123,054 | 123,054 | 123,054 | | 167,771 | |
| Cheltuieli salariale in natura (cod 10.02.01 la 10.02.06+10.02.30) | 10.02 | | 1,510,000 | 1,429,000 | 1,421,991 | 1,421,991 | 1,421,991 | | 1,425,842 | |
| Fichete de masa | 10.02.01 | | 1,510,000 | 1,429,000 | 1,421,991 | 1,421,991 | 1,421,991 | | 1,425,842 | |
| Contributii (cod 10.03.01 la 10.03.06) | 10.03 | | 5,767,500 | 6,213,610 | 6,176,793 | 6,173,230 | 6,173,230 | | 6,217,962 | |
| Contributii de asigurari sociale de stat | 10.03.01 | | 4,405,200 | 4,710,410 | 4,685,257 | 4,683,346 | 4,683,346 | | 4,708,226 | |
| Contributii de asigurari de somaj | 10.03.02 | | 105,100 | 111,100 | 108,071 | 107,364 | 107,364 | | 108,820 | |
| Contributii de asigurari sociale de sanatate | 10.03.03 | | 1,074,900 | 1,146,150 | 1,140,373 | 1,140,037 | 1,140,037 | | 1,153,627 | |
| Contributii de asigurari pentru accidente de munca si boli profesionale | 10.03.04 | | 59,100 | 60,350 | 59,549 | 59,335 | 59,335 | | 60,292 | |
| Contributii pentru concedii si indemnizatii | 10.03.06 | | 123,200 | 185,600 | 183,543 | 183,148 | 183,148 | | 186,997 | |
| TITLUL II BUNURI SI SERVICII (cod 20.01 la 20.06+20.09 la 20.16+20.18 la 20.27+20.30) | 20 | | 17,722,000 | 27,423,920 | 24,757,573 | 24,089,928 | 21,177,026 | 2,912,902 | 21,138,831 | |
| Bunuri si servicii (cod 20.01.01 la 20.01.09+20.01.30) | 20.01 | | 5,263,000 | 8,277,490 | 6,990,639 | 6,756,102 | 6,460,940 | 295,162 | 6,433,496 | |
| Furnituri de birou | 20.01.01 | | 147,500 | 197,800 | 194,584 | 192,856 | 188,690 | 4,166 | 200,346 | |
| Materiale pentru curatenie | 20.01.02 | | 182,500 | 225,880 | 140,425 | 134,370 | 123,168 | 11,202 | 197,787 | |
| Incalzit, iluminat si forta motrica | 20.01.03 | | 1,952,000 | 2,616,840 | 2,005,562 | 2,004,154 | 1,984,635 | 19,519 | 1,846,505 | |
| Apa, canal si salubritate | 20.01.04 | | 571,500 | 1,094,600 | 826,428 | 826,207 | 826,207 | | 768,924 | |
| Carburanti si lubrifianti | 20.01.05 | | 80,500 | 98,800 | 91,518 | 85,279 | 85,132 | 147 | 91,129 | |
| Piese de schimb | 20.01.06 | | 256,000 | 506,000 | 233,492 | 231,890 | 202,150 | 29,740 | 271,968 | |
| Transport | 20.01.07 | | 35,000 | 112,000 | 102,746 | 45,746 | 44,082 | 1,664 | 40,682 | |
| Posta, telecomunicatii, radio, tv, internet | 20.01.08 | | 169,000 | 187,300 | 181,731 | 178,362 | 173,263 | 5,099 | 169,375 | |
| Materiale si prestari de servicii cu caracter functional | 20.01.09 | | 863,000 | 1,022,100 | 1,014,622 | 877,490 | 806,749 | 70,741 | 706,363 | |

| A | B | 1 | 2 | 3 | 4 | 5 | 6 | 7 = 5 - 6 | 8 |
|--|----------|---|-----------|------------|------------|------------|-----------|-----------|------------|
| Alte bunuri si servicii pentru intretinere si functionare | 20.01.30 | | 1,006,000 | 2,216,170 | 2,199,531 | 2,179,748 | 2,026,864 | 152,884 | 2,140,417 |
| Reparatii curente | 20.02 | | 428,500 | 1,472,700 | 1,471,444 | 1,471,076 | 1,470,492 | 584 | 1,433,294 |
| Hrana (cod 20.03.01+20.03.02) | 20.03 | | 900,000 | 1,010,000 | 1,005,434 | 1,005,434 | 996,734 | 8,700 | 980,091 |
| Hrana pentru cameni | 20.03.01 | | 900,000 | 1,010,000 | 1,005,434 | 1,005,434 | 996,734 | 8,700 | 980,091 |
| Medicamente si materiale sanitare (cod 20.04.01 la 20.04.04) | 20.04 | | 8,620,000 | 12,961,000 | 12,116,259 | 11,953,650 | 9,516,005 | 2,437,645 | 10,188,781 |
| Medicamente | 20.04.01 | | 5,980,000 | 8,881,000 | 8,880,636 | 8,880,636 | 6,877,331 | 2,003,305 | 7,332,870 |
| Materiale sanitare | 20.04.02 | | 1,590,000 | 2,390,000 | 2,017,396 | 2,009,325 | 1,722,625 | 286,700 | 2,123,552 |
| Reactivi | 20.04.03 | | 930,000 | 1,530,000 | 1,059,146 | 932,996 | 819,591 | 113,405 | 629,666 |
| Dezinfectanti | 20.04.04 | | 120,000 | 160,000 | 159,081 | 130,693 | 96,458 | 34,235 | 102,693 |
| Bunuri de natura obiectelor de inventar (cod 20.05.01+20.05.03+20.05.30) | 20.05 | | 709,000 | 1,480,720 | 1,145,749 | 987,188 | 919,756 | 67,432 | 224,816 |
| Uniforme si echipament | 20.05.01 | | 175,000 | 310,000 | 85,179 | 76,580 | 54,258 | 22,322 | 10,355 |
| Lenjerie si accesorii de pat | 20.05.03 | | 250,000 | 410,000 | 315,787 | 202,693 | 162,503 | 40,190 | 56,489 |
| Alte obiecte de inventar | 20.05.30 | | 284,000 | 760,720 | 744,783 | 707,915 | 702,995 | 4,920 | 157,972 |
| Deplasari, detasari, transferari (cod 20.06.01+20.06.02) | 20.06 | | 168,000 | 165,370 | 148,467 | 137,799 | 137,799 | | 145,840 |
| Deplasari interne, detasari, transferari | 20.06.01 | | 120,000 | 118,550 | 110,254 | 105,390 | 105,390 | | 114,459 |
| Deplasari in strainatate | 20.06.02 | | 48,000 | 46,820 | 38,213 | 32,409 | 32,409 | | 31,381 |
| Materiale de laborator | 20.09 | | 10,000 | 25,000 | 12,443 | 12,443 | 4,098 | 8,345 | 39,313 |
| Cercetare-dezvoltare | 20.10 | | 10,000 | 10,000 | | | | | |
| Carti, publicatii si materiale documentare | 20.11 | | 23,500 | 20,000 | 15,018 | 8,565 | 8,565 | | 5,083 |
| Consultanta si expertiza | 20.12 | | | 125,000 | 109,775 | 109,775 | 106,675 | 3,100 | 106,775 |
| Pregatire profesionala | 20.13 | | 44,500 | 76,100 | 35,747 | 31,489 | 31,489 | | 27,989 |
| Protectia muncii | 20.14 | | 66,000 | 219,050 | 194,249 | 122,918 | 42,918 | 80,000 | 54,424 |
| Alte cheltuieli (cod 20.30.01 la 20.30.04+20.30.06+20.30.07+20.30.09+20.30.30) | 20.30 | | 1,479,500 | 1,581,490 | 1,512,349 | 1,493,489 | 1,481,555 | 11,934 | 1,488,929 |
| Reclama si publicitate | 20.30.01 | | 17,500 | 15,000 | 11,313 | 11,262 | 9,562 | 1,700 | 8,566 |
| Protocol si reprezentare | 20.30.02 | | 3,000 | 10,000 | 7,859 | 7,859 | 7,859 | | 12,691 |
| Prime de asigurare non-viata | 20.30.03 | | 10,000 | 28,000 | 27,985 | 27,985 | 27,985 | | 30,085 |
| Chiri | 20.30.04 | | 161,000 | 157,540 | 157,054 | 157,054 | 153,764 | 3,290 | 162,473 |
| Prestari servicii pentru transmiterea drepturilor | 20.30.06 | | 61,000 | 54,500 | 54,426 | 54,426 | 54,426 | | 54,426 |
| Alte cheltuieli cu bunuri si servicii | 20.30.30 | | 1,227,000 | 1,316,450 | 1,253,712 | 1,234,903 | 1,227,959 | 6,944 | 1,230,688 |
| SECTIUNEA DE DEZVOLTARE (cod 51+55+56+70+81+84) | 70 | | 2,158,000 | 9,591,000 | 6,038,053 | 5,991,899 | 5,889,756 | 102,143 | 2,513,817 |
| CHELTUIELI DE CAPITAL (cod 71+72+75) | 71 | | 2,158,000 | 9,591,000 | 6,038,053 | 5,991,899 | 5,889,756 | 102,143 | 2,513,817 |
| TITLUL XII ACTIVE NEFINANCIARE (cod 71.01+71.03) | 71.01 | | 1,678,000 | 7,805,000 | 4,688,761 | 4,642,607 | 4,540,464 | 102,143 | 2,513,817 |
| Active fixe (cod 71.01.01 la 71.01.03+71.01.30) | 71.01.01 | | 800,000 | 2,412,500 | 404,038 | 404,038 | 304,507 | 99,531 | 74,508 |
| Constructii | 71.01.01 | | 800,000 | 2,412,500 | 404,038 | 404,038 | 304,507 | 99,531 | 74,508 |
| Masini, echipamente si mijloace de transport | 71.01.02 | | 728,000 | 1,989,500 | 1,438,009 | 1,392,998 | 1,390,386 | 2,612 | 2,330,839 |
| Mobilier, aparatura birou si alte active corporale | 71.01.03 | | | | | | | | |
| Alte active fixe | 71.01.30 | | 150,000 | 3,382,000 | 2,825,714 | 2,825,111 | 2,825,111 | | 64,762 |
| Reparatii capitale aferente activelor fixe | 71.03 | | 480,000 | 1,786,000 | 1,349,292 | 1,349,292 | 1,349,292 | | 43,708 |

Conducatorul institutiei,

Conducatorul compartimentului financiar- contabil:



CONTUL DE EXECUTIE
A BUGETULUI INSTITUTIILOR PUBLICE FINANTATE DIN VENITURI PROPRII SI SUBVENTII (DE SUBORDONARE LOCALA) -CHELTUIELI
 la data de 31 Decembrie 2012

cod 21

- lei -


| Denumirea indicatorilor | Cod indicator | Credite de angajament | Credite bugetare | | Angajamente bugetare | Angajamente legale | Plati efectuate | Angajamente legale de platit | Cheltuieli efective |
|--|---------------|-----------------------|------------------|-------------|----------------------|--------------------|-----------------|------------------------------|---------------------|
| | | | initiale | definitive | | | | | |
| A | B | 1 | 2 | 3 | 4 | 5 | 6 | 7=5-6 | 8 |
| TOTAL CHELTUIELI (cod 50.10+59.10+63.10+70.10+74.10+79.10) | 49.10 | | 48,542,000 | 66,782,920 | 60,501,557 | 59,773,086 | 56,758,041 | 3,015,045 | 53,793,464 |
| Partea I-a SERVICII PUBLICE GENERALE (cod 54.10+55.10) | 50.10 | | 354,000 | 354,000 | 343,620 | 343,620 | 343,620 | | 361,440 |
| Alte servicii publice generale (cod 54.10+54.10.50) | 54.10 | | 354,000 | 354,000 | 343,620 | 343,620 | 343,620 | | 361,440 |
| Servicii publice comunitare de evidenta a persoanelor | 54.10.10 | | 354,000 | 354,000 | 343,620 | 343,620 | 343,620 | | 361,440 |
| Partea III-a CHELTUIELI SOCIAL-CULTURALE (cod 65.10+66.10+67.10+68.10) | 63.10 | | 47,296,000 | 65,278,420 | 59,007,437 | 58,433,641 | 55,418,596 | 3,015,045 | 52,444,950 |
| Sanatate (cod 66.10.06+66.10.08+66.10.50) | 66.10 | | 41,300,000 | 59,077,000 | 52,845,740 | 52,462,601 | 49,447,556 | 3,015,045 | 46,570,167 |
| Servicii medicale in unitati sanitare cu paturi (cod 66.10.06.01+66.10.06.03) | 66.10.06 | | 41,300,000 | 59,077,000 | 52,845,740 | 52,462,601 | 49,447,556 | 3,015,045 | 46,570,167 |
| Spitale generale | 66.10.06.01 | | 41,300,000 | 59,077,000 | 52,845,740 | 52,462,601 | 49,447,556 | 3,015,045 | 46,570,167 |
| Cultura, recreere si religie (cod 67.10.03+67.10.05+67.10.50) | 67.10 | | 5,996,000 | 6,201,420 | 6,161,697 | 5,971,040 | 5,971,040 | | 5,874,783 |
| Servicii culturale (cod 67.10.03.03 la 67.10.03.07+67.10.03.09 la 67.10.03.11+67.10.03.15+67.10.03.30) | 67.10.03 | | 4,170,000 | 4,361,050 | 4,321,327 | 4,274,969 | 4,274,969 | | 4,246,727 |
| Muzee | 67.10.03.03 | | 1,721,000 | 1,902,800 | 1,893,750 | 1,893,750 | 1,893,750 | | 1,917,026 |
| Instituti publice de spectacole si concerte | 67.10.03.04 | | 1,524,000 | 1,547,250 | 1,516,577 | 1,516,577 | 1,516,577 | | 1,449,454 |
| Scoli populare de arta si meserii | 67.10.03.05 | | 925,000 | 911,000 | 911,000 | 864,642 | 864,642 | | 880,247 |
| Alte servicii in domeniile culturii, recreerii si religiei | 67.10.50 | | 1,826,000 | 1,840,370 | 1,840,370 | 1,696,071 | 1,696,071 | | 1,628,056 |
| Partea V-a ACTIUNI ECONOMICE (cod 80.10+83.10+84.10+87.10) | 79.10 | | 892,000 | 1,150,500 | 1,150,500 | 995,825 | 995,825 | | 987,074 |
| Agricultura, silvicultura, piscicultura si vanatoare (cod 83.10.03+83.10.04) | 83.10 | | 532,000 | 507,500 | 507,500 | 477,775 | 477,775 | | 492,937 |
| Agricultura (cod 83.10.03.07+83.10.03.30) | 83.10.03 | | 532,000 | 507,500 | 507,500 | 477,775 | 477,775 | | 492,937 |
| Camere agricole | 83.10.03.07 | | 532,000 | 507,500 | 507,500 | 477,775 | 477,775 | | 492,937 |
| Alte actiuni economice (cod 87.10.50) | 87.10 | | 360,000 | 643,000 | 643,000 | 518,050 | 518,050 | | 494,137 |
| Alte actiuni economice | 87.10.50 | | 360,000 | 643,000 | 643,000 | 518,050 | 518,050 | | 494,137 |
| Partea a VII-a REZERVE, EXCEDENT/DEFICIT (98.10-99.10) | 96.10 | | -48,542,000 | -66,782,920 | -60,501,557 | -59,773,086 | -56,758,041 | -3,015,045 | -53,793,464 |
| CHELTUIELILE SECTIUNII DE FUNCTIONARE (cod 50.10+59.10+63.10+70.10+74.10+79.10) | 49.10 | | 46,384,000 | 57,191,920 | 54,463,504 | 53,781,187 | 50,868,285 | 2,912,902 | 51,279,647 |
| Partea I-a SERVICII PUBLICE GENERALE (cod 54.10+55.10) | 50.10 | | 353,000 | 353,000 | 343,135 | 343,135 | 343,135 | | 361,440 |
| Alte servicii publice generale (cod 54.10+54.10.50) | 54.10 | | 353,000 | 353,000 | 343,135 | 343,135 | 343,135 | | 361,440 |
| Servicii publice comunitare de evidenta a persoanelor | 54.10.10 | X | X | X | X | X | X | X | X |
| Partea III-a CHELTUIELI SOCIAL-CULTURALE (cod 65.10+66.10+67.10+68.10) | 63.10 | | 45,194,000 | 55,693,420 | 52,974,869 | 52,447,216 | 49,534,314 | 2,912,902 | 49,938,519 |
| Sanatate (cod 66.10.06+66.10.08+66.10.50) | 66.10 | | 39,400,000 | 49,700,000 | 47,020,689 | 46,637,550 | 43,724,648 | 2,912,902 | 44,188,296 |
| Servicii medicale in unitati sanitare cu paturi (cod 66.10.06.01+66.10.06.03) | 66.10.06 | X | X | X | X | X | X | X | X |

Judetul Covasna

| Denumirea indicatorilor | Cod indicator | Credite de angajament | Credite bugetare | | Angajamente bugetare | Angajamente legate | Plati efectuate | Angajamente legale de platit | Cheltuieli efective |
|--|---------------|-----------------------|------------------|-------------|----------------------|--------------------|-----------------|------------------------------|---------------------|
| | | | initiale | definitive | | | | | |
| A | B | 1 | 2 | 3 | 4 | 5 | 6 | 7=5-6 | 8 |
| Spitale generale | 66.10.06.01 | X | X | X | X | X | X | X | X |
| Cultura, recreere si religie (cod 67.10.03+67.10.05+67.10.50) | 67.10 | | 5,794,000 | 5,993,420 | 5,954,180 | 5,809,666 | 5,809,666 | | 5,750,223 |
| Servicii culturale (cod 67.10.03.03+67.10.03.04+67.10.03.05+67.10.03.06+67.10.03.07+67.10.03.09+67.10.03.10+67.10.03.11+67.10.03.30) | 67.10.03 | X | X | X | X | X | X | X | X |
| Muzee | 67.10.03.03 | X | X | X | X | X | X | X | X |
| Institutii publice de spectacole si concerte | 67.10.03.04 | X | X | X | X | X | X | X | X |
| Scoli populare de arta si meserii | 67.10.03.05 | X | X | X | X | X | X | X | X |
| Alte servicii in domeniile culturii, recreerii si religiei | 67.10.03.05 | X | X | X | X | X | X | X | X |
| Partea V-a ACTIUNI ECONOMICE (cod 80.10+83.10+84.10+87.10) | 79.10 | | 837,000 | 1,145,500 | 1,145,500 | 990,836 | 990,836 | | 979,688 |
| Agricultura, silvicultura, piscicultura si vanatoare (cod 83.10.03+83.10.04) | 83.10 | | 482,000 | 507,500 | 507,500 | 477,775 | 477,775 | | 486,474 |
| Agricultura (cod 83.10.03.07+83.10.03.30) | 83.10.03 | X | X | X | X | X | X | X | X |
| Camere agricole | 83.10.03.07 | X | X | X | X | X | X | X | X |
| Alte actiuni economice (cod 87.10.50) | 87.10 | | 355,000 | 638,000 | 638,000 | 513,061 | 513,061 | | 493,214 |
| Alte actiuni economice | 87.10.50 | X | X | X | X | X | X | X | X |
| Partea a VII-a REZERVA, EXCEDENT/DEFICIT (98.10-99.10) | 96.10 | | -46,384,000 | -57,191,920 | -54,463,504 | -63,781,187 | -50,868,285 | -2,912,902 | -51,279,647 |
| CHELTUIELILE SECTIUNII DE DEZVOLTARE (cod 50.10+59.10+63.10+70.10+74.10+79.10) | 49.10 | | 2,158,000 | 9,591,000 | 6,038,053 | 5,991,899 | 5,889,756 | 102,143 | 2,513,817 |
| Partea I-a SERVICII PUBLICE GENERALE (cod 54.10+55.10) | 50.10 | | 1,000 | 1,000 | 485 | 485 | 485 | | |
| Alte servicii publice generale (cod 54.10.10+54.10.50) | 54.10 | | 1,000 | 1,000 | 485 | 485 | 485 | | |
| Servicii publice comunitare de evidenta a persoanelor | 54.10.10 | X | X | X | X | X | X | X | X |
| Partea III-a CHELTUIELI SOCIAL-CULTURALE (cod 65.10+66.10+67.10+68.10) | 63.10 | | 2,102,000 | 9,585,000 | 6,032,568 | 5,986,425 | 5,884,282 | 102,143 | 2,506,431 |
| Sanatate (cod 66.10.06+66.10.08+66.10.50) | 66.10 | | 1,900,000 | 9,377,000 | 5,825,051 | 5,825,051 | 5,722,908 | 102,143 | 2,381,871 |
| Servicii medicale in unitati sanitare cu paturi (cod 66.10.06.01+66.10.06.03) | 66.10.06 | X | X | X | X | X | X | X | X |
| Spitale generale | 66.10.06.01 | X | X | X | X | X | X | X | X |
| Cultura, recreere si religie (cod 67.10.03+67.10.05+67.10.50) | 67.10 | | 202,000 | 208,000 | 207,517 | 161,374 | 161,374 | | 124,560 |
| Servicii culturale (cod 67.10.03.03+67.10.03.04+67.10.03.05+67.10.03.06+67.10.03.07+67.10.03.09+67.10.03.10+67.10.03.11+67.10.03.30) | 67.10.03 | X | X | X | X | X | X | X | X |
| Muzee | 67.10.03.03 | X | X | X | X | X | X | X | X |
| Institutii publice de spectacole si concerte | 67.10.03.04 | X | X | X | X | X | X | X | X |
| Scoli populare de arta si meserii | 67.10.03.05 | X | X | X | X | X | X | X | X |
| Alte servicii in domeniile culturii, recreerii si religiei | 67.10.03.05 | X | X | X | X | X | X | X | X |
| Partea V-a ACTIUNI ECONOMICE (cod 80.10+83.10+84.10+87.10) | 79.10 | | 55,000 | 5,000 | 5,000 | 4,989 | 4,989 | | 7,386 |
| Agricultura, silvicultura, piscicultura si vanatoare (cod 83.10.03+83.10.04) | 83.10 | | 50,000 | | | | | | 6,463 |
| Agricultura (cod 83.10.03.07+83.10.03.30) | 83.10.03 | X | X | X | X | X | X | X | X |

| Denumirea indicatorilor | Cod indicator | Credite de angajament | Credite bugetare | | Angajamente bugetare | Angajamente legale | Plati efectuate | Angajamente legale de platit | Cheltuieli efective |
|--|---------------|-----------------------|------------------|------------|----------------------|--------------------|-----------------|------------------------------|---------------------|
| | | | initiale | definitive | | | | | |
| A | B | 1 | 2 | 3 | 4 | 5 | 6 | 7=5-6 | 8 |
| Camere agricole | 83.10.03.07 | X | X | X | X | X | X | X | X |
| Alte actiuni economice (cod 87.10.50) | 87.10 | | 5,000 | 5,000 | | 4,989 | 4,989 | | 923 |
| Alte actiuni economice | 87.10.50 | X | X | X | X | X | X | X | X |
| Partea a VII-a REZERVA, EXCEDENT/DEFICIT (98.10-99.10) | 96.10 | | -2,158,000 | -9,591,000 | -6,038,053 | -5,991,899 | -5,889,756 | -102,143 | -2,513,817 |

Nota: Se detaliaza pe structura clasificatiei economice (Anexa 7)



Conducatorul institutiei,

Conducatorul compartimentului financiar- contabil,